

Building Permit Statistical Comparison
2022 - 2025

Report ending November 2025

2022

January		
New Residential-SF	\$	363,839.70 2
Reno. Residential	\$	10,000.00 1
Multi-Family Residential		
Commercial		
Commercial Renovation		
Accessory Buildings		
Secondary Suites		
Industrial		
Institutional		
Demolition		
Other (Decks/Signs, etc.)	\$	15,000.00 2
Total	\$	388,839.70 5

February		
New Residential-SF		
Reno. Residential		
Multi-Family Residential		
Commercial		
Commercial Renovation	\$	35,000.00 2
Accessory Buildings		
Secondary Suites		
Industrial		
Institutional		
Demolition		
Other (Decks/Signs, etc.)	\$	43,000.00 1
Total	\$	78,000.00 3

March		
New Residential-SF		\$1,450,000.00 4
Reno. Residential	\$	18,150.00 2
Multi-Family Residential		
Commercial		
Commercial Renovation		\$346,000.00 2
Accessory Buildings		
Secondary Suites		
Industrial		
Institutional		
Demolition		\$14,500.00 3
Other (Decks/Signs, etc.)		
Total	\$	1,828,650.00 11

2023

January		
New Residential-SF		
Reno. Residential	\$	80,800.00 3
Multi-Family Residential		
Commercial		
Commercial Renovation		
Accessory Buildings	\$	23,500.00 2
Secondary Suites		
Industrial		
Institutional		
Demolition	\$	4,500.00 1
Other (Decks/Signs, etc.)	\$	41,700.00 4
Total	\$	150,500.00 10

February		
New Residential-SF	\$	881,000.00 3
Reno. Residential	\$	39,900.00 1
Multi-Family Residential		
Commercial		
Commercial Renovation		
Accessory Buildings		
Secondary Suites		
Industrial		
Institutional	\$	23,810,700.00 1
Demolition		
Other (Decks/Signs, etc.)	\$	27,000.00 1
Total	\$	24,758,600.00 6

March		
New Residential-SF	\$	1,900,000.00 5
Reno. Residential	\$	30,000.00 1
Multi-Family Residential		
Commercial		
Commercial Renovation	\$	1,000,000.00 1
Accessory Buildings	\$	10,500.00 1
Secondary Suites		
Industrial		
Institutional		
Demolition		
Other (Decks/Signs, etc.)	\$	115,817.70 2
Total	\$	3,056,317.70 10

2024

January		
New Residential-SF		
Reno. Residential	\$	50,607.44 2
Multi-Family Residential		
Commercial		
Commercial Renovation		
Accessory Buildings		
Secondary Suites	\$	25,000.00 1
Industrial		
Institutional		
Demolition	\$	5,000.00 1
Other (Decks/Signs, etc.)		
Total	\$	80,607.44 4

February		
New Residential-SF	\$	300,000.00 1
Reno. Residential	\$	5,000.00 1
Multi-Family Residential	\$	600,000.00 4
Commercial		
Commercial Renovation		
Accessory Buildings		
Secondary Suites	\$	25,000.00 1
Industrial		
Institutional		
Demolition	\$	55,000.00 2
Other (Decks/Signs, etc.)		
Total	\$	985,000.00 9

March		
New Residential-SF	\$	1,780,000.00 5
Reno. Residential	\$	30,000.00 1
Multi-Family Residential		
Commercial		
Commercial Renovation	\$	4,700.00 2
Accessory Buildings	\$	2,000.00 1
Secondary Suites		
Industrial		
Institutional		
Demolition	\$	500.00 1
Other (Decks/Signs, etc.)		
Total	\$	1,817,200.00 10

2025

January		
New Residential-SF	\$	2,100,000.00 6
Reno. Residential		
Multi-Family Residential	\$	-
Commercial		
Commercial Renovation		
Accessory Buildings	\$	7,500.00 1
Secondary Suites		
Industrial		
Institutional		
Demolition		
Other (Decks/Signs, etc.)	\$	2,100.00 1
Total	\$	2,109,600.00 8

February		
New Residential-SF	\$	1,200,000.00 3
Reno. Residential	\$	30,000.00 1
Multi-Family Residential		
Commercial		
Commercial Renovation	\$	440,000.00 2
Accessory Buildings		
Secondary Suites		
Industrial		
Institutional		
Demolition	\$	20,000.00 4
Other (Decks/Signs, etc.)	\$	6,000.00 1
Total	\$	1,696,000.00 11

March		
New Residential-SF	\$	1,700,000.00 5
Reno. Residential	\$	37,754.90 2
Multi-Family Residential		
Commercial		
Commercial Renovation		26000 2
Accessory Buildings	\$	1,200.00 1
Secondary Suites		
Industrial		
Institutional		
Demolition	\$	120,000.00 6
Other (Decks/Signs, etc.)	\$	19,200.00 1
Total	\$	1,904,154.90 17

Building Permit Statistical Comparison
2022 - 2025

Report ending November 2025

2022

April		
New Residential-SF	\$2,160,000.00	8
Reno. Residential	\$75,000.00	3
Multi-Family Residential		
Commercial	\$2,000,000.00	1
Commercial Renovation	\$1,900.00	1
Accessory Buildings		
Secondary Suites		
Industrial		
Institutional		
Demolition		
Other (Decks/Signs, etc.)	\$40,000.00	1
Total	\$ 4,276,900.00	14

May		
New Residential-SF	\$ 2,210,000.00	6
Reno. Residential		
Multi-Family Residential		
Commercial	\$ 40,000.00	1
Commercial Renovation		
Accessory Buildings	\$ 300.00	1
Secondary Suites		
Industrial		
Institutional		
Demolition	\$ 18,800.00	3
Other (Decks/Signs, etc.)	\$ 41,000.00	4
Total	\$ 2,310,100.00	15

June		
New Residential-SF	\$ 2,240,000.00	7
Reno. Residential	\$ 15,400.00	3
Multi-Family Residential		
Commercial		
Commercial Renovation	\$ 300.00	1
Accessory Buildings		
Secondary Suites		
Industrial		
Institutional	\$ 900,000.00	1
Demolition	\$ 27,000.00	4
Other (Decks/Signs, etc.)	\$ 44,500.00	3
Total	\$ 3,227,200.00	19

2023

April		
New Residential-SF	\$750,000.00	2
Reno. Residential	\$12,000.00	1
Multi-Family Residential		
Commercial		
Commercial Renovation	\$250,000.00	1
Accessory Buildings		
Secondary Suites		
Industrial		
Institutional	\$576,956.00	1
Demolition	\$8,000.00	1
Other (Decks/Signs, etc.)	\$750.00	1
Total	\$ 1,597,706.00	7

May		
New Residential-SF	\$ 760,000.00	2
Reno. Residential	\$ 85,717.00	4
Multi-Family Residential		
Commercial		
Commercial Renovation	\$ 455,000.00	2
Accessory Buildings	\$ 218,500.00	5
Secondary Suites		
Industrial		
Institutional		
Demolition	\$ 178,500.00	7
Other (Decks/Signs, etc.)	\$ 13,000.00	3
Total	\$ 1,710,717.00	23

June		
New Residential-SF	\$ 700,000.00	2
Reno. Residential	\$ 6,500.00	1
Multi-Family Residential		
Commercial		
Commercial Renovation	\$ 115,000.00	3
Accessory Buildings	\$ 40,000.00	1
Secondary Suites		
Industrial		
Institutional		
Demolition		
Other (Decks/Signs, etc.)	\$ 52,500.00	5
Total	\$ 914,000.00	12

2024

April		
New Residential-SF	\$ 794,000.00	3
Reno. Residential	\$ 500,000.00	2
Multi-Family Residential		
Commercial		
Commercial Renovation	\$ 350,000.00	1
Accessory Buildings	\$ 30,000.00	1
Secondary Suites		
Industrial		
Institutional		
Demolition		
Other (Decks/Signs, etc.)	\$ 100,380.50	4
Total	\$ 1,774,380.50	11

May		
New Residential-SF	\$ 1,400,000.00	4
Reno. Residential	\$ 169,139.50	3.00
Multi-Family Residential	\$ 15,000.00	1
Commercial		
Commercial Renovation		
Accessory Buildings	\$ 44,500.00	1
Secondary Suites		
Industrial		
Institutional		
Demolition	\$ 65,000.00	1
Other (Decks/Signs, etc.)	\$ 65,785.00	3
Total	\$ 1,759,424.50	13

June		
New Residential-SF		
Reno. Residential	\$ 15,000.00	1
Multi-Family Residential		
Commercial	-	1
Commercial Renovation	\$ -	1
Accessory Buildings	\$ 2,000.00	1
Secondary Suites		
Industrial		
Institutional		
Demolition	\$ 15,000.00	1
Other (Decks/Signs, etc.)	\$ 13,701.00	3
Total	\$ 45,701.00	8

2025

April		
New Residential-SF	\$ 300,000.00	1
Reno. Residential		
Multi-Family Residential		
Commercial		
Commercial Renovation	\$10,000.00	1
Accessory Buildings	\$10,000.00	1
Secondary Suites		
Industrial		
Institutional		
Demolition		
Other (Decks/Signs, etc.)	\$610.00	1
Total	\$ 320,610.00	4

May		
New Residential-SF		
Reno. Residential	\$64,996.00	3
Multi-Family Residential		
Commercial		
Commercial Renovation	\$270,000.00	2
Accessory Buildings	\$8,000.00	2
Secondary Suites		
Industrial		
Institutional		
Demolition		
Other (Decks/Signs, etc.)	\$48,200.00	4
Total	\$ 391,196.00	11

June		
New Residential-SF	\$ 700,000.00	2
Reno. Residential	\$53,303.90	7
Multi-Family Residential		
Commercial		
Commercial Renovation	\$80,000.00	3
Accessory Buildings		
Secondary Suites		
Industrial		
Institutional		
Demolition	\$12,800.00	1
Other (Decks/Signs, etc.)	\$108,700.00	6
Total	\$ 954,803.90	19

Building Permit Statistical Comparison
2022 - 2025

Report ending November 2025

2022

July		
New Residential-SF	\$ 342,000.00	2
Reno. Residential	\$ 66,020.00	3
Multi-Family Residential		
Commercial		
Commercial Renovation	\$ 1,243,510.00	2
Accessory Buildings	\$ 128,000.00	3
Secondary Suites	\$ 19,000.00	1
Industrial		
Institutional		
Demolition	\$ 21,812.50	3
Other (Decks/Signs, etc.)		
Total	\$ 1,820,342.50	14

August		
New Residential-SF	\$ 1,213,000.00	4
Reno. Residential	\$ 14,500.00	2
Multi-Family Residential		
Commercial	\$ 15,500,000.00	2
Commercial Renovation	\$ 3,500.00	2
Accessory Buildings	\$ 5,000.00	1
Secondary Suites		
Industrial		
Institutional		
Demolition		
Other (Decks/Signs, etc.)	\$ 84,151.38	4
Total	\$ 16,820,151.38	15

September		
New Residential-SF	\$ 3,199,000.00	14
Reno. Residential		
Multi-Family Residential		
Commercial		
Commercial Renovation	\$ 280,000.00	3
Accessory Buildings	\$ 6,295.00	2
Secondary Suites		
Industrial		
Institutional		
Demolition	\$ 1,000.00	1
Other (Decks/Signs, etc.)	\$ 73,780.00	7
Total	\$ 3,560,075.00	27

2023

July		
New Residential-SF	\$ 1,000,000.00	3
Reno. Residential	\$ 2,000.00	1
Multi-Family Residential		
Commercial		
Commercial Renovation		
Accessory Buildings	\$ 57,000.00	2
Secondary Suites	\$ 2,000.00	1
Industrial		
Institutional		
Demolition	\$ 6,000.00	1
Other (Decks/Signs, etc.)	\$ 21,000.00	1
Total	\$ 1,088,000.00	9

August		
New Residential-SF	\$ 1,000,000.00	3
Reno. Residential	\$ 643,232.75	7
Multi-Family Residential		
Commercial		
Commercial Renovation	\$ 627,283.75	4
Accessory Buildings	\$ 34,000.00	2
Secondary Suites		
Industrial		
Institutional		
Demolition	\$ 596,150.00	10
Other (Decks/Signs, etc.)	\$ -	1
Total	\$ 2,900,666.50	27

September		
New Residential-SF	\$ 1,400,000.00	2
Reno. Residential		
Multi-Family Residential		
Commercial		
Commercial Renovation	\$ 32,500.00	2
Accessory Buildings	\$ 57,500.00	2
Secondary Suites		
Industrial		
Institutional	\$ 20,000.00	1
Demolition	\$ 20,000.00	1
Other (Decks/Signs, etc.)	\$ 15,500.00	1
Total	\$ 1,545,500.00	9

2024

July		
New Residential-SF	\$ 400,000.00	1
Reno. Residential	\$ 47,000.00	4
Multi-Family Residential		
Commercial		
Commercial Renovation	\$ 1,000.00	2
Accessory Buildings	\$ 3,000.00	1
Secondary Suites		
Industrial		
Institutional	\$ -	1
Demolition	\$ 30,000.00	3
Other (Decks/Signs, etc.)	\$ 30,000.00	1
Total	\$ 511,000.00	13

August		
New Residential-SF		
Reno. Residential	\$ 131,666.79	3
Multi-Family Residential		
Commercial		
Commercial Renovation	\$ 341,274.37	2
Accessory Buildings	\$ 20,000.00	1
Secondary Suites		
Industrial		
Institutional	\$ 515.00	1
Demolition		
Other (Decks/Signs, etc.)	\$ 72,736.00	3
Total	\$ 566,192.16	10

September		
New Residential-SF	\$ 3,324,820.71	8
Reno. Residential	\$ 185,739.00	4
Multi-Family Residential		
Commercial		
Commercial Renovation	\$ 4,000.00	1
Accessory Buildings		
Secondary Suites		
Industrial		
Institutional		
Demolition	-	1
Other (Decks/Signs, etc.)	\$ 6,500.00	2
Total	\$ 3,521,059.71	16

2025

July		
New Residential-SF	\$ 768,600.00	1
Reno. Residential	\$168,414.34	13
Multi-Family Residential		
Commercial		
Commercial Renovation		
Accessory Buildings	\$184,802.75	5
Secondary Suites		
Industrial		
Institutional	\$62,089.00	2
Demolition	\$2,000.00	1
Other (Decks/Signs, etc.)	\$5,000.00	1
Total	\$ 1,190,906.09	23

August		
New Residential-SF	\$ 700,000.00	1
Reno. Residential	\$437,048.98	30
Multi-Family Residential		
Commercial		
Commercial Renovation	\$20,000.00	1
Accessory Buildings	\$44,500.00	2
Secondary Suites		
Industrial		
Institutional	\$265,000.00	1
Demolition	\$87,000.00	3
Other (Decks/Signs, etc.)	\$5,000.00	1
Total	\$ 1,558,548.98	39

September		
New Residential-SF	\$ 650,000.00	1
Reno. Residential	\$104,684.58	7
Multi-Family Residential		
Commercial		
Commercial Renovation		
Accessory Buildings	\$10,000.00	1
Secondary Suites		
Industrial		
Institutional		
Demolition	\$10,000.00	1
Other (Decks/Signs, etc.)		
Total	\$ 774,684.58	10

Building Permit Statistical Comparison
2022 - 2025

Report ending November 2025

2022		
October		
New Residential-SF	\$ 2,575,000.00	7
Reno. Residential	\$ 15,600.00	1
Multi-Family Residential		
Commercial		
Commercial Renovation	\$ 655.00	1
Accessory Buildings	\$ 275,000.00	4
Secondary Suites		
Industrial		
Institutional		
Demolition	\$ 19,246.50	1
Other (Decks/Signs, etc.)	\$ 33,000.00	2
Total	\$ 2,918,501.50	16

November		
New Residential-SF	\$ 2,583,500.00	13
Reno. Residential		
Multi-Family Residential		
Commercial		
Commercial Renovation		
Accessory Buildings		
Secondary Suites		
Industrial		
Institutional	\$ 300,000.00	1
Demolition		
Other (Decks/Signs, etc.)	\$ 12,550.00	1
Total	\$ 2,896,050.00	15

December		
New Residential-SF	\$ 1,088,000.00	2
Reno. Residential	\$ 35,700.00	1
Multi-Family Residential		
Commercial		
Commercial Renovation	\$ 275,000.00	2
Accessory Buildings		
Secondary Suites		
Industrial		
Institutional	\$ 576,956.00	1
Demolition		
Other (Decks/Signs, etc.)	\$ 18,900.00	3
Total	\$ 1,994,556.00	9

2023		
October		
New Residential-SF	\$ 3,497,000.00	10
Reno. Residential	\$ 32,200.00	3
Multi-Family Residential		
Commercial		
Commercial Renovation	\$ 136,500.00	3
Accessory Buildings	\$ 18,929.30	1
Secondary Suites		
Industrial		
Institutional		
Demolition	\$ 15,600.00	2
Other (Decks/Signs, etc.)		
Total	\$ 3,700,229.30	19

November		
New Residential-SF	\$ 574,000.00	2
Reno. Residential	\$ 19,500.00	4
Multi-Family Residential		
Commercial		
Commercial Renovation		
Accessory Buildings		
Secondary Suites	\$ 75,000.00	1
Industrial		
Institutional		
Demolition	\$ 31,650.00	3
Other (Decks/Signs, etc.)	\$ 12,000.00	1
Total	\$ 712,150.00	11

December		
New Residential-SF		
Reno. Residential	\$ 144,000.00	2
Multi-Family Residential		
Commercial		
Commercial Renovation		
Accessory Buildings		
Secondary Suites		
Industrial		
Institutional	-	1
Demolition		
Other (Decks/Signs, etc.)		
Total	\$ 144,000.00	3

2024		
October		
New Residential-SF	\$ 920,000.00	4
Reno. Residential	\$ 12,200.00	1
Multi-Family Residential		
Commercial		
Commercial Renovation	\$ 64,000.00	3
Accessory Buildings	\$ 6,400.00	1
Secondary Suites		
Industrial		
Institutional		
Demolition		
Other (Decks/Signs, etc.)	\$ 13,500.00	2
Total	\$ 1,016,100.00	11

November		
New Residential-SF	\$ 1,750,000.00	4
Reno. Residential	\$ 338,160.88	5
Multi-Family Residential		
Commercial		
Commercial Renovation	\$ 3,000.00	2
Accessory Buildings		
Secondary Suites	\$ 30,000.00	1
Industrial		
Institutional		
Demolition	-	1
Other (Decks/Signs, etc.)	\$ 21,000.00	2
Total	\$ 2,142,160.88	15

December		
New Residential-SF	\$ 809,000.00	2
Reno. Residential		
Multi-Family Residential		
Commercial		
Commercial Renovation	\$ 88,184.00	2
Accessory Buildings		
Secondary Suites	\$ 5,000.00	1
Industrial	-	1
Institutional		
Demolition	\$ 50,000.00	1
Other (Decks/Signs, etc.)		
Total	\$ 952,184.00	7

2025		
October		
New Residential-SF	\$ 2,200,000.00	5
Reno. Residential	\$104,754.96	10
Multi-Family Residential		
Commercial		
Commercial Renovation		
Accessory Buildings	\$162,000.00	3
Secondary Suites		
Industrial		
Institutional		
Demolition		
Other (Decks/Signs, etc.)	\$10,500.00	2
Total	\$ 277,254.96	20

November		
New Residential-SF	\$380,000.00	1
Reno. Residential	\$155,516.00	7
Multi-Family Residential		
Commercial		
Commercial Renovation		
Accessory Buildings		
Secondary Suites		
Industrial		
Institutional		
Demolition	\$5,000.00	1
Other (Decks/Signs, etc.)	\$49,860.00	4
Total	\$ 590,376.00	13

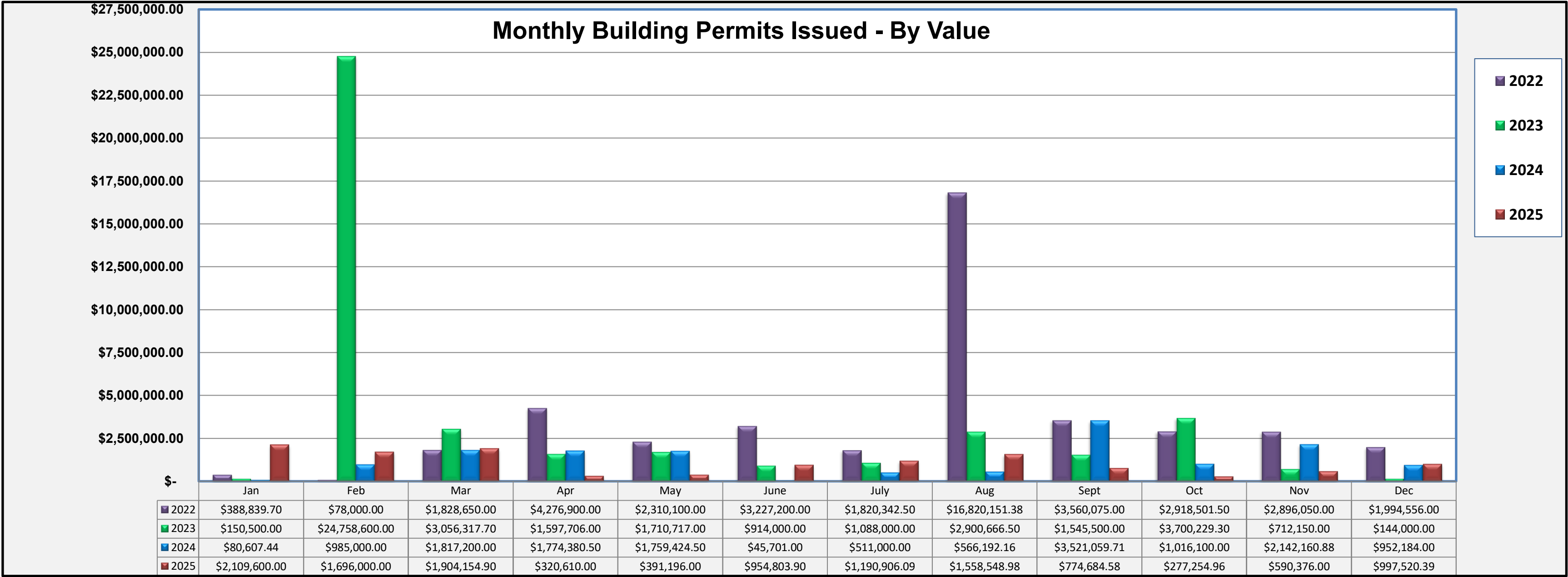
December		
New Residential-SF	\$600,000.00	2
Reno. Residential	\$197,520.39	13
Multi-Family Residential		
Commercial		
Commercial Renovation	\$200,000.00	1
Accessory Buildings		
Secondary Suites		
Industrial		
Institutional		
Demolition		
Other (Decks/Signs, etc.)		
Total	\$ 997,520.39	16

2022 Total	\$ 42,119,366.08	163	2023 Total	\$ 42,278,386.50	146	2024 Total	\$ 15,171,010.19	127	2025 Total	\$ 12,765,655.80	191
------------	------------------	-----	------------	------------------	-----	------------	------------------	-----	------------	------------------	-----

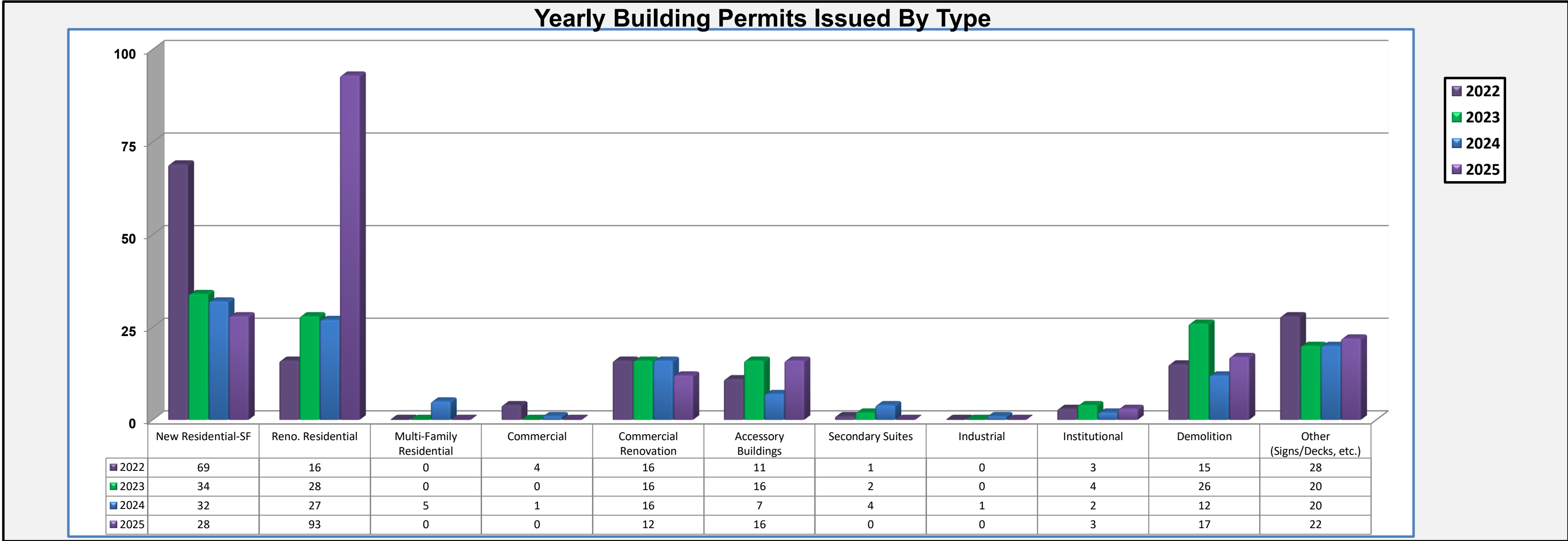
Building Permit Statistical Comparison
2022 - 2025

Report ending November 2025

Data Summary - Building Permits by Value of Permits Issued				
	2022	2023	2024	2025
Jan	\$ 388,839.70	\$ 150,500.00	\$ 80,607.44	\$ 2,109,600.00
Feb	\$ 78,000.00	\$ 24,758,600.00	\$ 985,000.00	\$ 1,696,000.00
Mar	\$ 1,828,650.00	\$ 3,056,317.70	\$ 1,817,200.00	\$ 1,904,154.90
Apr	\$ 4,276,900.00	\$ 1,597,706.00	\$ 1,774,380.50	\$ 320,610.00
May	\$ 2,310,100.00	\$ 1,710,717.00	\$ 1,759,424.50	\$ 391,196.00
June	\$ 3,227,200.00	\$ 914,000.00	\$ 45,701.00	\$ 954,803.90
July	\$ 1,820,342.50	\$ 1,088,000.00	\$ 511,000.00	\$ 1,190,906.09
Aug	\$ 16,820,151.38	\$ 2,900,666.50	\$ 566,192.16	\$ 1,558,548.98
Sept	\$ 3,560,075.00	\$ 1,545,500.00	\$ 3,521,059.71	\$ 774,684.58
Oct	\$ 2,918,501.50	\$ 3,700,229.30	\$ 1,016,100.00	\$ 277,254.96
Nov	\$ 2,896,050.00	\$ 712,150.00	\$ 2,142,160.88	\$ 590,376.00
Dec	\$ 1,994,556.00	\$ 144,000.00	\$ 952,184.00	\$ 997,520.39
Total	\$ 42,119,366.08	\$ 42,278,386.50	\$ 15,171,010.19	\$ 12,765,655.80



Data Summary - Building Permits by Type of Permit Issued				
PERMIT TYPE	2022	2023	2024	2025
New Residential-SF	69	34	32	28
Reno. Residential	16	28	27	93
Multi-Family Residential	0	0	5	0
Commercial	4	0	1	0
Commercial Renovation	16	16	16	12
Accessory Buildings	11	16	7	16
Secondary Suites	1	2	4	0
Industrial	0	0	1	0
Institutional	3	4	2	3
Demolition	15	26	12	17
Other (Signs/Decks, etc.)	28	20	20	22
Total	163	146	127	191



Development Permit Stats Comparison
2022 - 2025

Report ending December 2025

2022			2023			2024			2025		
January			January			January			January		
New Residential-SF	\$ 200.00	2	New Residential-SF			New Residential-SF	\$ 200.00	1	New Residential-SF	\$ 1,395.00	9
Reno. Residential			Reno. Residential			Reno. Residential			Reno. Residential		
Multi-Family Residential			Multi-Family Residential			Multi-Family Residential			Multi-Family Residential		
Commercial			Commercial			Commercial			Commercial		
Commercial Renovation			Commercial Renovation	\$ 200.00	2	Commercial Renovation	\$300.00	3	Commercial Renovation	\$105.00	1
Accessory Buildings			Accessory Buildings			Accessory Buildings			Accessory Buildings	\$55.00	1
Secondary Suites			Secondary Suites			Secondary Suites	\$200.00	1	Secondary Suites		
Industrial			Industrial			Industrial			Industrial		
Institutional			Institutional	\$ -	1	Institutional			Institutional		
Demolition			Demolition			Demolition			Demolition		
Other (Decks/Signs, etc.)	\$ 350.00	7	Other (Decks/Signs, etc.)	\$ 75.00	1	Other (Decks/Signs, etc.)	\$500.00	9	Other (Decks/Signs, etc.)	\$335.00	5
Total	\$ 550.00	9	Total	\$ 275.00	4	Total	\$ 1,200.00	14	Total	\$ 1,890.00	16
February			February			February			February		
New Residential-SF			New Residential-SF	\$ 750.00	5	New Residential-SF	\$ 150.00	1	New Residential-SF		
Reno. Residential	\$150.00	1	Reno. Residential			Reno. Residential			Reno. Residential		
Multi-Family Residential			Multi-Family Residential			Multi-Family Residential			Multi-Family Residential		
Commercial			Commercial			Commercial			Commercial		
Commercial Renovation	\$450.00	4	Commercial Renovation	\$550.00	4	Commercial Renovation	\$100.00	1	Commercial Renovation		
Accessory Buildings			Accessory Buildings			Accessory Buildings			Accessory Buildings		
Secondary Suites	\$150.00	1	Secondary Suites			Secondary Suites			Secondary Suites		
Industrial			Industrial			Industrial			Industrial		
Institutional			Institutional			Institutional			Institutional		
Demolition			Demolition			Demolition			Demolition		
Other (Decks/Signs, etc.)	\$450.00	6	Other (Decks/Signs, etc.)	\$275.00	4	Other (Decks/Signs, etc.)	\$500.00	7	Other (Decks/Signs, etc.)	\$275.00	5
Total	\$1,200.00	12	Total	\$1,575.00	13	Total	\$750.00	9	Total	\$275.00	5
March			March			March			March		
New Residential-SF	\$ 400.00	4	New Residential-SF	\$ 300.00	2	New Residential-SF	\$ 750.00	5	New Residential-SF	\$ 930.00	6
Reno. Residential	\$ 150.00	1	Reno. Residential			Reno. Residential			Reno. Residential		
Multi-Family Residential			Multi-Family Residential			Multi-Family Residential	\$150.00	1	Multi-Family Residential		
Commercial	\$ 350.00	1	Commercial			Commercial			Commercial	\$ 230.00	1
Commercial Renovation	\$ 450.00	4	Commercial Renovation	\$ 300.00	3	Commercial Renovation	\$100.00	1	Commercial Renovation	\$ 100.00	1
Accessory Buildings	\$ 250.00	2	Accessory Buildings	\$ 250.00	2	Accessory Buildings	\$50.00	1	Accessory Buildings	\$ 105.00	1
Secondary Suites			Secondary Suites			Secondary Suites			Secondary Suites		
Industrial			Industrial			Industrial			Industrial		
Institutional			Institutional			Institutional			Institutional		
Demolition			Demolition			Demolition			Demolition		
Other (Decks/Signs, etc.)	\$ 400.00	7	Other (Decks/Signs, etc.)	\$ 750.00	9	Other (Decks/Signs, etc.)	\$675.00	7	Other (Decks/Signs, etc.)	\$ 350.00	5
Total	\$2,000.00	19	Total	\$1,600.00	16	Total	\$1,725.00	15	Total	\$1,715.00	14

Development Permit Stats Comparison
2022 - 2025

Report ending December 2025

2022			2023			2024			2025		
April			April			April			April		
New Residential-SF	\$900.00	9	New Residential-SF	\$350.00	2	New Residential-SF	\$150.00	1	New Residential-SF	\$210.00	1
Reno. Residential			Reno. Residential			Reno. Residential			Reno. Residential		
Multi-Family Residential			Multi-Family Residential			Multi-Family Residential			Multi-Family Residential		
Commercial			Commercial			Commercial			Commercial		
Commercial Renovation	\$750.00	5	Commercial Renovation	\$100.00	1	Commercial Renovation	\$100.00	1	Commercial Renovation	\$105.00	1
Accessory Buildings	\$250.00	2	Accessory Buildings	\$100.00	1	Accessory Buildings	\$300.00	2	Accessory Buildings	\$370.00	3
Secondary Suites			Secondary Suites			Secondary Suites			Secondary Suites		
Industrial			Industrial			Industrial			Industrial		
Institutional			Institutional	\$0.00	1	Institutional			Institutional		
Demolition			Demolition			Demolition			Demolition		
Other (Decks/Signs, etc.)	\$1,100.00	12	Other (Decks/Signs, etc.)	\$600.00	8	Other (Decks/Signs, etc.)	\$275.00	5	Other (Decks/Signs, etc.)	\$485.00	7
Total	\$3,000.00	28	Total	\$1,150.00	13	Total	\$825.00	9	Total	\$1,170.00	12
May			May			May			May		
New Residential-SF	\$500.00	5	New Residential-SF	\$750.00	5	New Residential-SF			New Residential-SF		
Reno. Residential			Reno. Residential	\$100.00	1	Reno. Residential	\$200.00	1	Reno. Residential	\$160.00	1
Multi-Family Residential	\$100.00	1	Multi-Family Residential			Multi-Family Residential			Multi-Family Residential		
Commercial			Commercial			Commercial			Commercial		
Commercial Renovation	\$100.00	1	Commercial Renovation	\$500.00	4	Commercial Renovation	\$400.00	4	Commercial Renovation	\$210.00	2
Accessory Buildings	\$100.00	1	Accessory Buildings	\$200.00	2	Accessory Buildings	\$100.00	1	Accessory Buildings	\$315.00	2
Secondary Suites			Secondary Suites			Secondary Suites			Secondary Suites		
Industrial			Industrial			Industrial			Industrial		
Institutional			Institutional			Institutional			Institutional		
Demolition			Demolition			Demolition			Demolition		
Other (Decks/Signs, etc.)	\$650.00	7	Other (Decks/Signs, etc.)	\$1,000.00	11	Other (Decks/Signs, etc.)	\$2,900.00	13	Other (Decks/Signs, etc.)	\$715.00	13
Total	\$1,450.00	15	Total	\$2,550.00	23	Total	\$3,600.00	19	Total	\$1,400.00	18
June			June			June			June		
New Residential-SF	\$500.00	5	New Residential-SF	\$750.00	5	New Residential-SF	\$150.00	1	New Residential-SF	\$310.00	2
Reno. Residential	\$250.00	2	Reno. Residential			Reno. Residential			Reno. Residential	\$265.00	2
Multi-Family Residential			Multi-Family Residential			Multi-Family Residential			Multi-Family Residential		
Commercial			Commercial			Commercial			Commercial		
Commercial Renovation	\$100.00	1	Commercial Renovation	\$250.00	2	Commercial Renovation	\$200.00	3	Commercial Renovation	\$370.00	2
Accessory Buildings	\$300.00	2	Accessory Buildings	\$200.00	2	Accessory Buildings	\$200.00	2	Accessory Buildings		
Secondary Suites	\$150.00	1	Secondary Suites	\$200.00	1	Secondary Suites			Secondary Suites		
Industrial			Industrial			Industrial			Industrial		
Institutional			Institutional			Institutional			Institutional	\$105.00	1
Demolition			Demolition			Demolition			Demolition		
Other (Decks/Signs, etc.)	\$300.00	3	Other (Decks/Signs, etc.)	\$1,100.00	8	Other (Decks/Signs, etc.)	\$475.00	9	Other (Decks/Signs, etc.)	\$505.00	6
Total	\$1,600.00	14	Total	\$2,500.00	18	Total	\$1,025.00	15	Total	\$1,555.00	13

Development Permit Stats Comparison
2022 - 2025

2022			2023			2024			2025		
July			July			July			July		
New Residential-SF	\$ 700.00	7	New Residential-SF			New Residential-SF			New Residential-SF		
Reno. Residential	\$ 250.00	2	Reno. Residential			Reno. Residential	\$450.00	3	Reno. Residential		
Multi-Family Residential			Multi-Family Residential			Multi-Family Residential			Multi-Family Residential		
Commercial	\$ 250.00	2	Commercial			Commercial			Commercial		
Commercial Renovation	\$ 350.00	3	Commercial Renovation	\$200.00	2	Commercial Renovation	\$275.00	2	Commercial Renovation	\$105.00	1
Accessory Buildings	\$ 250.00	3	Accessory Buildings	\$250.00	2	Accessory Buildings	\$300.00	2	Accessory Buildings	\$220.00	4
Secondary Suites			Secondary Suites	\$200.00	1	Secondary Suites			Secondary Suites		
Industrial			Industrial			Industrial			Industrial		
Institutional			Institutional			Institutional			Institutional		
Demolition			Demolition			Demolition			Demolition		
Other (Decks/Signs, etc.)	\$ 250.00	4	Other (Decks/Signs, etc.)	\$700.00	8	Other (Decks/Signs, etc.)	\$475.00	5	Other (Decks/Signs, etc.)	\$165.00	3
Total	\$ 2,050.00	21	Total	\$ 1,350.00	13	Total	\$ 1,500.00	12	Total	\$ 490.00	8
August			August			August			August		
New Residential-SF	\$ 1,400.00	14	New Residential-SF	\$ 200.00	1	New Residential-SF	\$ 450.00	3	New Residential-SF	\$260.00	2
Reno. Residential			Reno. Residential			Reno. Residential			Reno. Residential	\$400.00	4
Multi-Family Residential			Multi-Family Residential			Multi-Family Residential			Multi-Family Residential		
Commercial			Commercial			Commercial			Commercial		
Commercial Renovation	\$ 400.00	4	Commercial Renovation	\$400.00	3	Commercial Renovation	\$100.00	1	Commercial Renovation	\$105.00	1
Accessory Buildings	\$ 100.00	1	Accessory Buildings	\$150.00	2	Accessory Buildings	\$50.00	1	Accessory Buildings		
Secondary Suites			Secondary Suites			Secondary Suites			Secondary Suites		
Industrial			Industrial			Industrial			Industrial		
Institutional			Institutional			Institutional			Institutional		
Demolition			Demolition			Demolition			Demolition		
Other (Decks/Signs, etc.)	\$ 500.00	6	Other (Decks/Signs, etc.)	\$350.00	5	Other (Decks/Signs, etc.)	\$600.00	6	Other (Decks/Signs, etc.)		
Total	\$2,400.00	25	Total	\$1,100.00	11	Total	\$1,200.00	11	Total	\$765.00	7
September			September			September			September		
New Residential-SF	\$ 800.00	8	New Residential-SF	\$ 1,100.00	7	New Residential-SF	\$ 650.00	4	New Residential-SF	\$465.00	3
Reno. Residential			Reno. Residential	\$200.00	1	Reno. Residential			Reno. Residential		
Multi-Family Residential			Multi-Family Residential			Multi-Family Residential			Multi-Family Residential		
Commercial			Commercial			Commercial			Commercial		
Commercial Renovation			Commercial Renovation	\$200.00	2	Commercial Renovation	\$575.00	6	Commercial Renovation	\$105.00	1
Accessory Buildings	\$ 500.00	6	Accessory Buildings	\$250.00	3	Accessory Buildings	\$100.00	1	Accessory Buildings	\$55.00	1
Secondary Suites			Secondary Suites			Secondary Suites	\$400.00	2	Secondary Suites		
Industrial			Industrial			Industrial			Industrial		
Institutional			Institutional	\$250.00	1	Institutional			Institutional		
Demolition			Demolition			Demolition			Demolition		
Other (Decks/Signs, etc.)	\$ 250.00	3	Other (Decks/Signs, etc.)	\$600.00	6	Other (Decks/Signs, etc.)	\$250.00	4	Other (Decks/Signs, etc.)	\$430.00	6
Total	\$ 1,550.00	17	Total	\$ 2,600.00	20	Total	\$ 1,975.00	17	Total	\$ 1,055.00	11

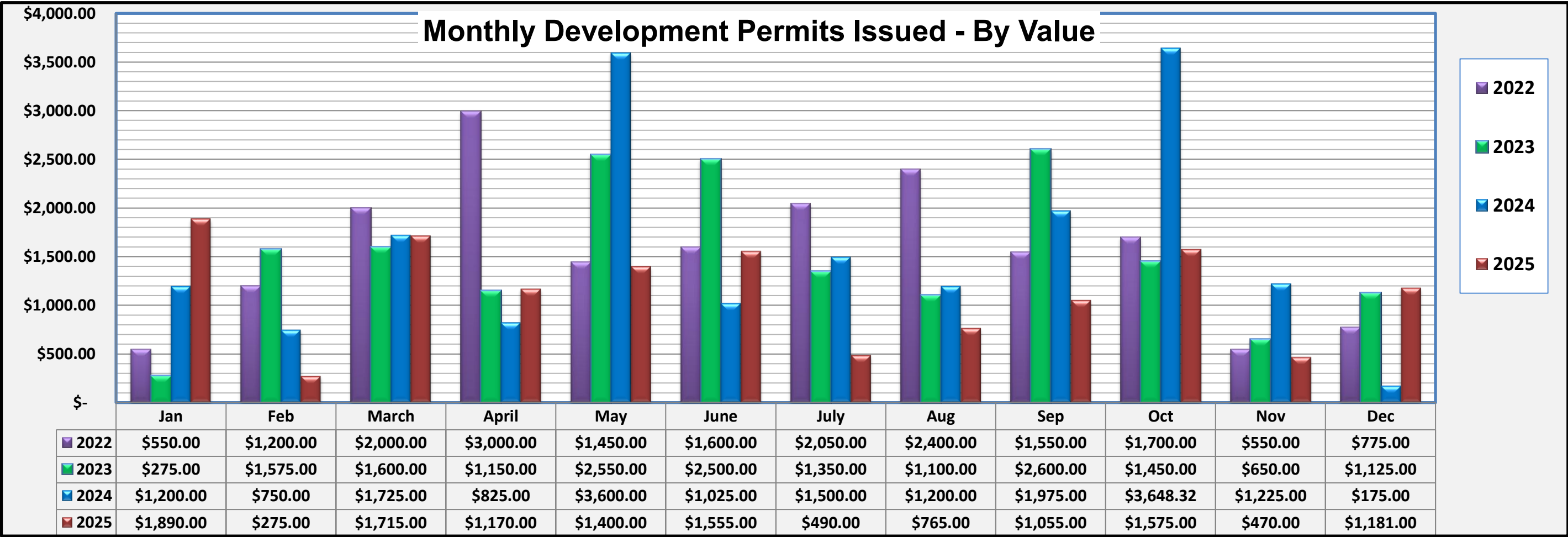
Development Permit Stats Comparison
2022 - 2025

Report ending December 2025

2022			2023			2024			2025		
October			October			October			October		
New Residential-SF	\$ 1,200.00	12	New Residential-SF	\$ 750.00	5	New Residential-SF	\$ 2,798.32	4	New Residential-SF	\$465.00	3
Reno. Residential			Reno. Residential			Reno. Residential			Reno. Residential		
Multi-Family Residential			Multi-Family Residential			Multi-Family Residential			Multi-Family Residential		
Commercial			Commercial			Commercial	\$100.00	1	Commercial		
Commercial Renovation	\$ 100.00	1	Commercial Renovation	\$200.00	2	Commercial Renovation	\$250.00	3	Commercial Renovation		1
Accessory Buildings			Accessory Buildings			Accessory Buildings	\$50.00	1	Accessory Buildings		
Secondary Suites			Secondary Suites	\$200.00	1	Secondary Suites	\$400.00	2	Secondary Suites	\$160.00	2
Industrial			Industrial			Industrial			Industrial		
Institutional			Institutional			Institutional			Institutional		
Demolition			Demolition			Demolition			Demolition		
Other (Decks/Signs, etc.)	\$ 400.00	6	Other (Decks/Signs, etc.)	\$300.00	6	Other (Decks/Signs, etc.)	\$50.00	1	Other (Decks/Signs, etc.)	\$950.00	8
Total	\$ 1,700.00	19	Total	\$ 1,450.00	14	Total	\$ 3,648.32	12	Total	\$ 1,575.00	14
November			November			November			November		
New Residential-SF	\$ 400.00	4	New Residential-SF		0	New Residential-SF	\$ 650.00	4	New Residential-SF	\$155.00	1
Reno. Residential			Reno. Residential		0	Reno. Residential			Reno. Residential	\$155.00	1
Multi-Family Residential			Multi-Family Residential		0	Multi-Family Residential			Multi-Family Residential		
Commercial			Commercial		0	Commercial			Commercial		
Commercial Renovation			Commercial Renovation	\$200.00	2	Commercial Renovation	\$75.00	1	Commercial Renovation		
Accessory Buildings			Accessory Buildings		0	Accessory Buildings			Accessory Buildings		
Secondary Suites			Secondary Suites		0	Secondary Suites			Secondary Suites		
Industrial			Industrial		0	Industrial			Industrial		
Institutional			Institutional		0	Institutional			Institutional		
Demolition			Demolition		0	Demolition			Demolition		
Other (Decks/Signs, etc.)	\$ 150.00	2	Other (Decks/Signs, etc.)	\$450.00	8	Other (Decks/Signs, etc.)	\$500.00	7	Other (Decks/Signs, etc.)	\$160.00	2
Total	\$ 550.00	6	Total	\$ 650.00	10	Total	\$ 1,225.00	12	Total	\$ 470.00	4
December			December			December			December		
New Residential-SF	\$100.00	1	New Residential-SF	\$ 600.00	4	New Residential-SF			New Residential-SF	\$310.00	2
Reno. Residential			Reno. Residential			Reno. Residential			Reno. Residential	\$105.00	1
Multi-Family Residential			Multi-Family Residential			Multi-Family Residential			Multi-Family Residential		
Commercial	\$0.00	1	Commercial			Commercial			Commercial	\$205.00	1
Commercial Renovation	\$100.00	1	Commercial Renovation			Commercial Renovation	\$75.00	1	Commercial Renovation		
Accessory Buildings			Accessory Buildings			Accessory Buildings			Accessory Buildings		
Secondary Suites			Secondary Suites			Secondary Suites			Secondary Suites		
Industrial			Industrial			Industrial			Industrial		
Institutional			Institutional			Institutional			Institutional	\$260.00	1
Demolition			Demolition			Demolition			Demolition		
Other (Decks/Signs, etc.)	\$575.00	8	Other (Decks/Signs, etc.)	\$525.00	6	Other (Decks/Signs, etc.)	\$100.00	2	Other (Decks/Signs, etc.)	\$301.00	2
Total	\$775.00	11	Total	\$1,125.00	10	Total	\$175.00	3	Total	\$1,181.00	7
2022 Total	\$18,825.00	196	2023 Total	\$17,925.00	165	2024 Total	\$18,848.32	148	2025 Total	\$13,541.00	129

Development Permit Stats Comparison
2022 - 2025

Data Summary - Monthly Development Permits by Value				
	2022	2023	2024	2025
Jan	\$ 550.00	\$ 275.00	\$ 1,200.00	\$ 1,890.00
Feb	\$ 1,200.00	\$ 1,575.00	\$ 750.00	\$ 275.00
March	\$ 2,000.00	\$ 1,600.00	\$ 1,725.00	\$ 1,715.00
April	\$ 3,000.00	\$ 1,150.00	\$ 825.00	\$ 1,170.00
May	\$ 1,450.00	\$ 2,550.00	\$ 3,600.00	\$ 1,400.00
June	\$ 1,600.00	\$ 2,500.00	\$ 1,025.00	\$ 1,555.00
July	\$ 2,050.00	\$ 1,350.00	\$ 1,500.00	\$ 490.00
Aug	\$ 2,400.00	\$ 1,100.00	\$ 1,200.00	\$ 765.00
Sep	\$ 1,550.00	\$ 2,600.00	\$ 1,975.00	\$ 1,055.00
Oct	\$ 1,700.00	\$ 1,450.00	\$ 3,648.32	\$ 1,575.00
Nov	\$ 550.00	\$ 650.00	\$ 1,225.00	\$ 470.00
Dec	\$ 775.00	\$ 1,125.00	\$ 175.00	\$ 1,181.00
Total	\$ 18,825.00	\$ 17,925.00	\$ 18,848.32	\$ 13,541.00



Development Permit Stats Comparison
2022 - 2025

Data Summary - Yearly Development Permit Type by Count as of Report Date				
	2022	2023	2024	2025
New Residential-SF	71	36	24	29
Reno. Residential	6	2	4	9
Multi-Family Residential	1	0	1	0
Commercial	4	0	1	2
Commercial Renovation	24	27	27	11
Accessory Buildings	17	14	11	12
Secondary Suites	2	3	5	2
Industrial	0	0	0	0
Institutional	0	3	0	2
Demolition	0	0	0	0
Other (Signs/Decks, etc.)	71	80	75	62
Total	196	165	148	129

