

Open House

2017 Budget HANDOUT



2017 APPROVED OPERATING BUDGET		2017 Revenue	2017 Expenses	Funded from Taxes
CORPORATE SERVICES				
Municipal Levy	44,755,583	-	44,755,583	
General Administration	2,012,869	1,899,710	-	113,159
Human Resources		875,550		875,550
Information Systems		1,410,100		1,410,100
Finance	50,000	927,680		877,680
Legislative	200	414,280		414,080
Corporate Communications		558,000		558,000
Contingency		300,000		300,000
Allowances & Reserves		1,500,000		1,500,000
Transfer to Capital		18,517,000		18,517,000
INFRASTRUCTURE SERVICES				
Public Works	10,350	6,105,081		6,094,731
Airport	111,260	187,500		76,240
Storm Sewers	-	278,486		278,486
Water Supply and Distribution	3,344,251	2,660,893	-	683,358
Waste Water Collection	1,556,125	2,246,640		690,515
Solid Waste Management	2,061,548	2,129,160		67,612
Recycling	721,662	668,201	-	53,461
Public Transportation	20,000	992,835		972,835
COMMUNITY SERVICES				
Police Services	725,500	2,912,589		2,187,089
Fire Services	236,000	1,389,964		1,153,964
Disaster Services	-	15,050		15,050
Animal Control/Bylaw Enforcement	206,700	1,020,520		813,820
FCSS	644,261	1,234,045		589,784
Seniors	-	52,000		52,000
Cemetery	5,000	38,360		33,360
Special Transportation	12,500	117,000		104,500
Recreation Administration	530,000	1,650,400		1,120,400
Arenas	370,000	2,076,334		1,706,334
Parks and Open Space	28,500	1,249,080		1,220,580
Cold Lake Marina	228,500	436,550		208,050
Library	-	511,579		511,579
Museum	-	154,510		154,510
Energy Centre	535,000	2,535,493		2,000,493
Golf & Winter Club	702,200	1,084,700		382,500
Land, Housing and Building Rentals	51,429	14,530	-	36,899
Daycare Playschool	53,462	31,900	-	21,562
PLANNING & DEVELOPMENT				
Planning	483,500	1,133,280		649,780
Economic Development	38,400	165,800		127,400
Totals	59,494,800	59,494,800		0

2017 CAPITAL BUDGET SUMMARY

PART 1

DESCRIPTION	FUNDED	MUNICIPAL FUNDS					PROVINCIAL/FEDERAL GRANTS		
		OFF-SITE LEVY	RESTRICTED SURPLUS	UNRESTRICTED SURPLUS	CLAWB	DEBENTURE	GAS TAX REBATE	GAS TAX REBATE (0349)	OTHER SPECIAL GRANTS
Estimated Available Funding or Estimated Status		3,207,975	1,245,000	435,000	16,000,000		848,375	150,000	1,940,700
FLEET AND EQUIPMENT INFRASTRUCTURE:									
2017 Annual Fleet Replacement Program Total	1,960,700		160,000						
Light Fleet Vehicles 3+1 CLUSC			350,000						
Plow/Sander Unit			250,000						
Sweeper				100,000					
Turf Maintenance Equipment				160,000					840,700
Transit Busses (Pending Grant Application Contribution)				100,000					
Special Transportation Bus									
ADDITIONAL EQUIPMENT:									
Additional Light Fleet Vehicle	40,000		40,000						
Roller/Compactor	60,000		60,000						
Tri-Axle Equipment Trailer	10,000		10,000						
Scissor Man Lift	25,000		25,000						
GPS Survey Equipment Replacement	35,000		35,000						
Firetruck/Pumper	450,000				450,000				
FLEET AND EQUIPMENT INFRASTRUCTURE TOTAL:									
2,580,700									
ENVIRONMENTAL INFRASTRUCTURE:									
Water System									
Building #10 – Fire Pump Replacement (Brady Heights Reservoir)	200,000						200,000		
Nelson Heights Watermain Extension (Amendment from \$300,000 to \$650,000)	350,000						350,000		
Commercial Business Wireless Water Meter System	175,000						175,000		
Waste Water System									
48 Avenue / 55 Street Sanitary Sewer Enhancement	400,000				400,000				
Stormwater Management									
Meadow Storm Water Trunk Extension (Amendment)	500,000				500,000				
52 Avenue Storm Sewer Upgrade (54 Street to 55 Street)	375,000				375,000				
ENVIRONMENTAL INFRASTRUCTURE TOTAL:									
2,000,000									
ROADWAY INFRASTRUCTURE:									
2017 Annual Street Improvement Program (Road Analytics Program)	719,000		317,000		402,000				
2017 Annual Commercial Lane Paving Program (2 to 3 Lanes)	400,000				400,000				
2017 Annual Service Road Improvement Program (1 Year Extension)	500,000				500,000				
2017 Annual Residential Lane Construction	200,000				200,000				
School Zone Pedestrian Crossing Lighting	60,000			60,000					
Street Lighting Program (54 Avenue, 69 Avenue, 61 Avenue, 50 Avenue)	185,000				185,000				
49 Street Parking Lane Enhancements (Holy Cross School)	350,000				350,000				
Highway 28 (47 Avenue to 51 Street)	2,000,000				2,000,000				
54 Avenue (45 Street to 48 Street)	1,500,000				1,500,000				
Annual Trail/Sidewalk Connectivity Improvements	200,000				200,000				
TRANSIT INFRASTRUCTURE:									
Bus Stop Connectivity Project (Pending Grant Application Contribution)	300,000				100,000				200,000
ROADWAY INFRASTRUCTURE TOTAL:									
6,414,000									

2017 CAPITAL BUDGET SUMMARY

PART 2

DESCRIPTION	FUNDED	MUNICIPAL FUNDS					PROVINCIAL/FEDERAL GRANTS			
		OFF-SITE LEVY	RESTRICTED SURPLUS	UNRESTRICTED SURPLUS	CLAWR	DEBENTURE	GAS TAX REBATE	GAS TAX REBATE (03/49)	OTHER SPECIAL GRANTS	
Estimated Available Funding or Estimated Status		3,207,975	1,245,000	435,000	16,000,000		848,375	150,000	1,040,700	
FACILITIES INFRASTRUCTURE:										
Energy Centre										
Energy Centre Arena Phase 3a (Debt Reduction - \$23 million)		2,000,000			2,000,000					
Digital Sign Replacement (\$300,000/3 Parties)		100,000			100,000					
Artificial Turf Field and Grandstand (Amendment from \$4 to \$6 million)		2,000,000			2,000,000					
Community Hall of Fame (Design Development)		60,000			60,000					
Marina										
Sail Boat Crane		50,000			50,000					
Marina Dredging		160,000			160,000					
Emergency Services										
RCMP Expansion (Detailed Design Development)		250,000			250,000					
RCMP Expansion (Construction)		1,628,000			1,628,000					
Self Contained Breathing Apparatus		250,000			250,000					
Land Acquisitions										
Land Acquisitions		1,650,000			1,650,000					
FACILITIES INFRASTRUCTURE TOTAL:		8,148,000								
IST INFRASTRUCTURE:										
Fiber Optic Cable Program		150,000						150,000		
NAS Storage Expansion		15,000		15,000						
IST INFRASTRUCTURE TOTAL:		165,000								
RESTRICTIONAL INFRASTRUCTURE (PARKS AND SPORTS FIELDS):										
2017 Annual Park Replacement and Enhancement Program (Priorities – Imperial Park/Beach/TBA)		210,000			90,000		120,000			
Mountain Bike Park \$50,000 funded for design only		50,000			50,000					
Imperial Park										
Imperial Park/Energy Centre Trails		150,000			150,000					
RECREATIONAL INFRASTRUCTURE (Parks and Sports Fields) TOTAL:		410,000								
TOTAL 2017 CAPITAL BUDGET		19,717,700	0	1,247,000	435,000	16,000,000	0	845,000	150,000	1,040,700
RESIDUAL AVAILABLE FUNDS OR ESTIMATED STATUS		3,207,975	-2,000	0	0	0	0	3,375	0	0

Introductions

Mayor:

- Craig Copeland

Councillors:

- Bob Buckle
- Vicky Lefebvre
- Chris Vining
- Duane Lay
- Darrell MacDonald

Chief Administrative Officer:

- Kevin Nagoya

General Managers:

- Linda Mortenson (Corporate Services)
- Azam Khan (Infrastructure Services)
- Howard Pinnock (Planning and Development)
- Jeff Fallow (Community Services - Acting)

Strategic Priorities - 2016

- 1. Annexation**
 - 2. Transition CLAWR to Cold Lake**
 - 3. Commercial Air Service**
 - 4. Doctors**
 - 5. Trail Strategy - Priorities**
- Phase 3 Arena/Field House
 - College Expansion
 - Beautification of the City
 - Protect Water Resources
 - Community Standards Enforcement

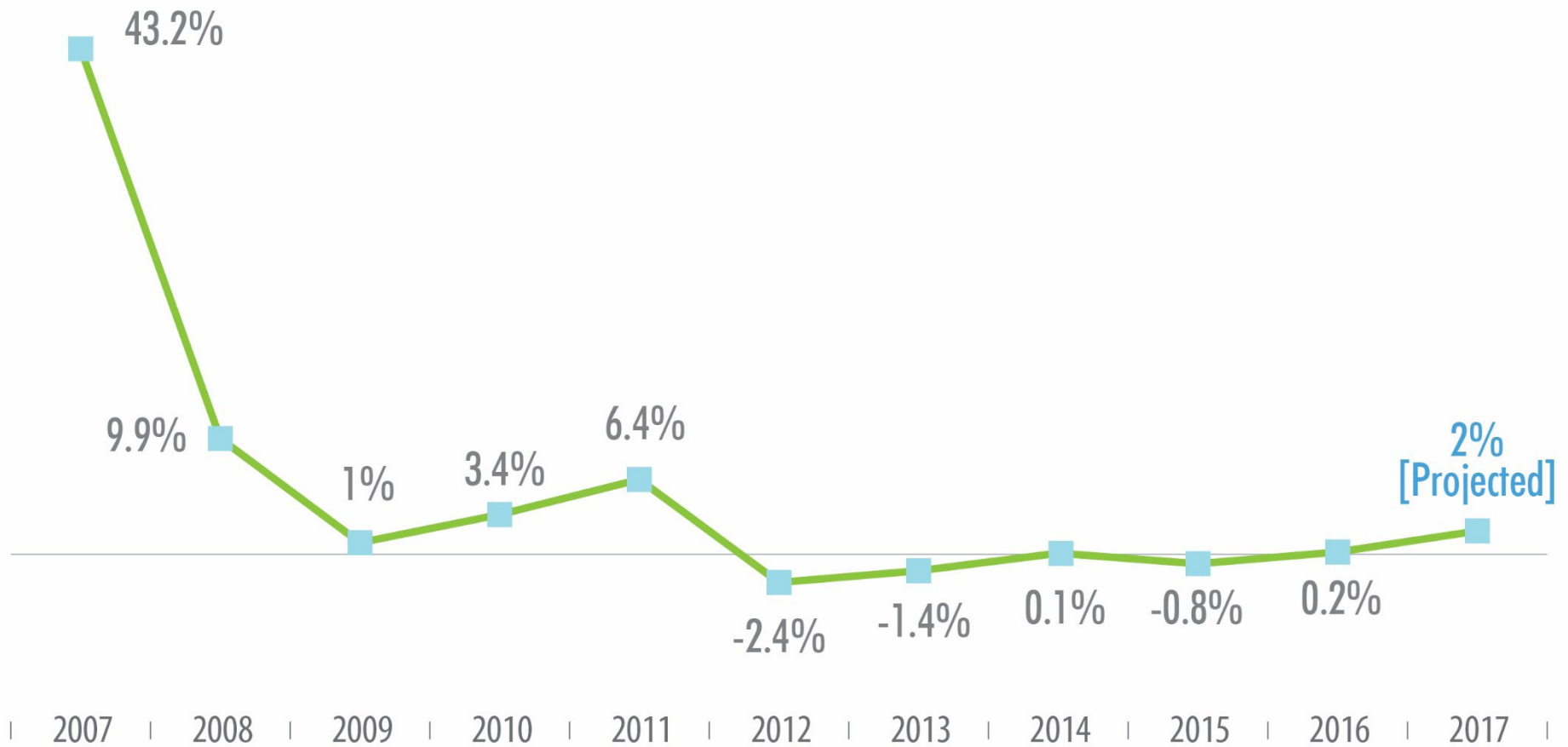
2017 Operational Budget Highlights

- An estimated 5% increase in policing costs. This is due to the City's population exceeding 15,000 in the last Federal Census, which will increase the City's responsibility under the Policing Agreement. The City will need to cover 90% of the municipal policing costs, up from 70%. (Anticipated to come into effect in the Spring of 2017)
- Continuation of the free transit system.
- Tourism advertising campaign and support for the City Wide Sale
- 2017 Municipal Election
- Initiate Concrete Recycling
- Continuation of Sidewalk Repair Initiative
- Continued and enhanced support to Community Groups and Events.

2017 Operational Budget Summary

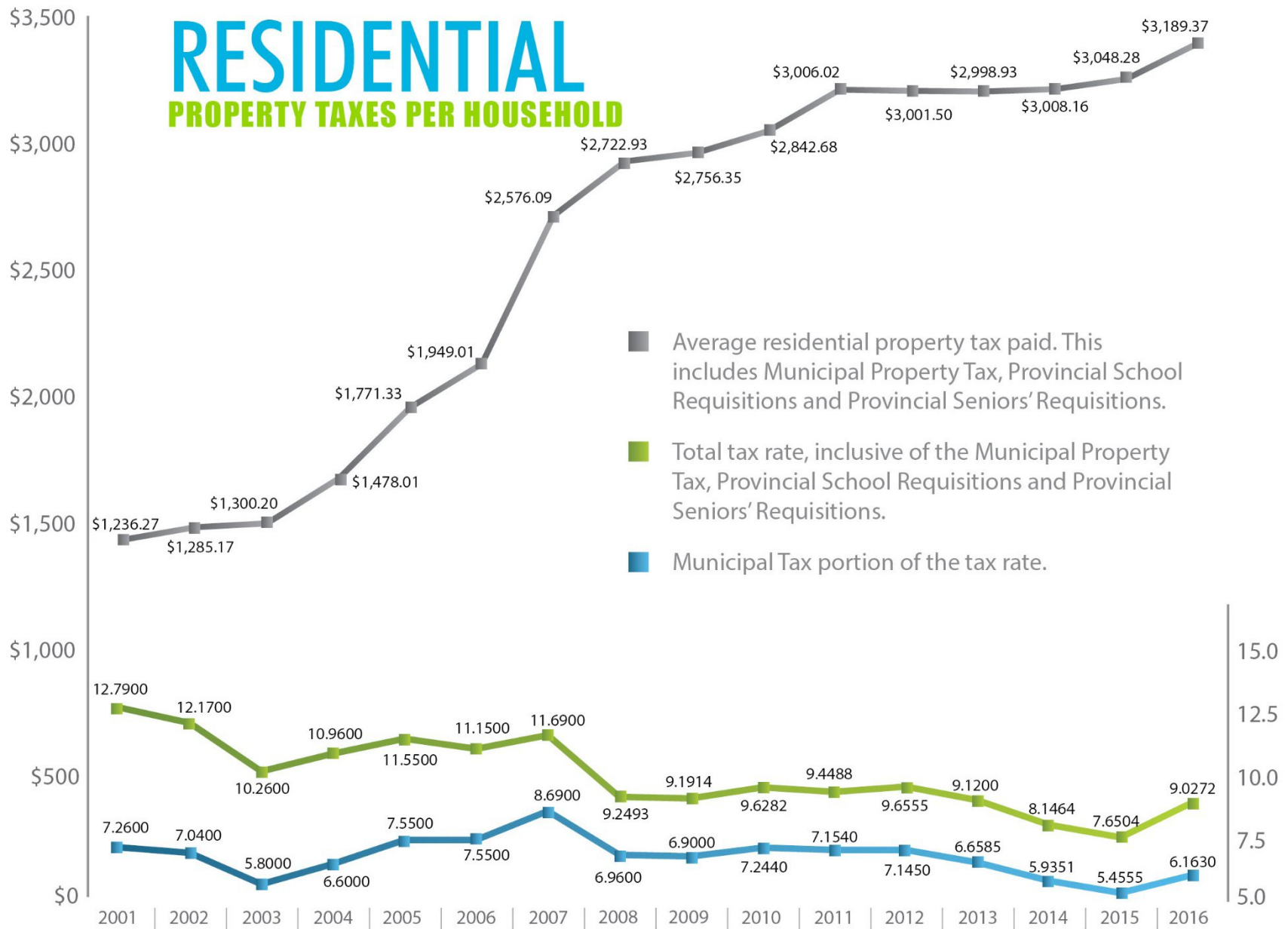
- After transfers to the Capital Budget, the Operating Budget contains about \$42.2 million in operational spending.
- \$44.7 million in the budget will be raised through taxation both in the City of Cold Lake (\$19.5 million) on the CLAWR (\$25.2 million).
- Administration forecasts a 2% average increase in municipal taxes (no tax increases from 2012-2016).
- 5% increase in utility rates is in line with maintaining council's philosophy of cost recovery for utility operations.

AVERAGE MUNICIPAL TAX INCREASE/DECREASE

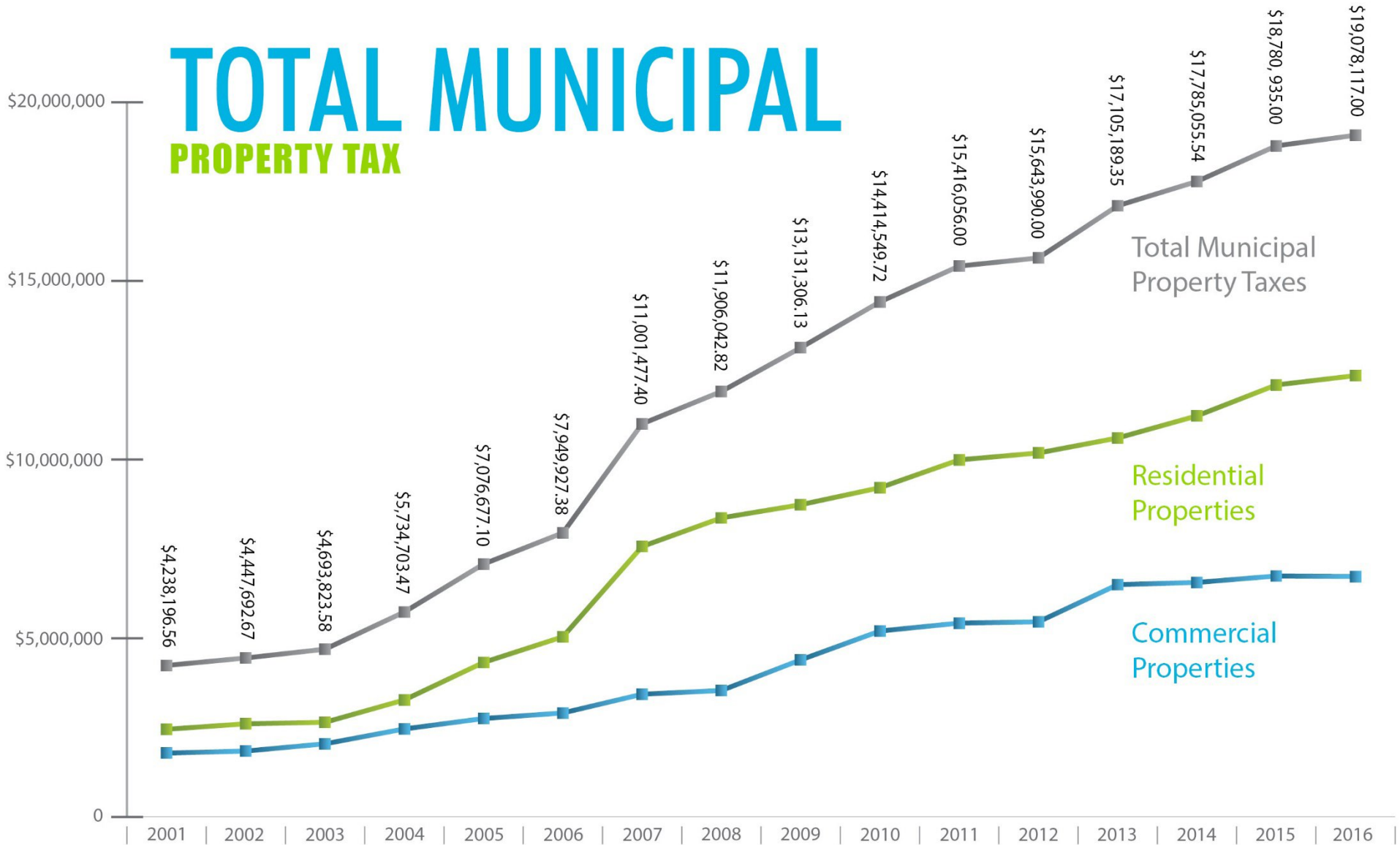


RESIDENTIAL

PROPERTY TAXES PER HOUSEHOLD

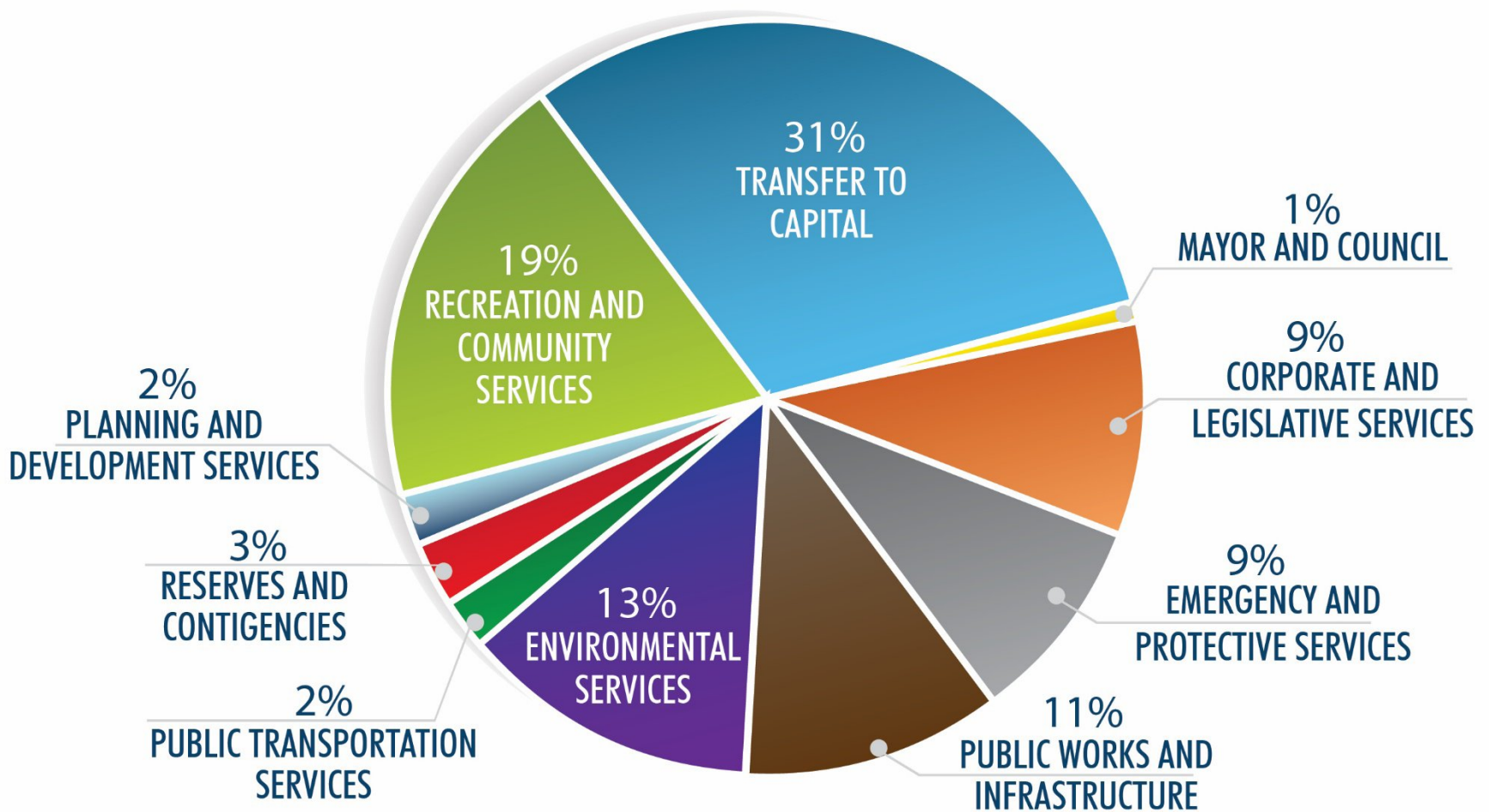


TOTAL MUNICIPAL PROPERTY TAX



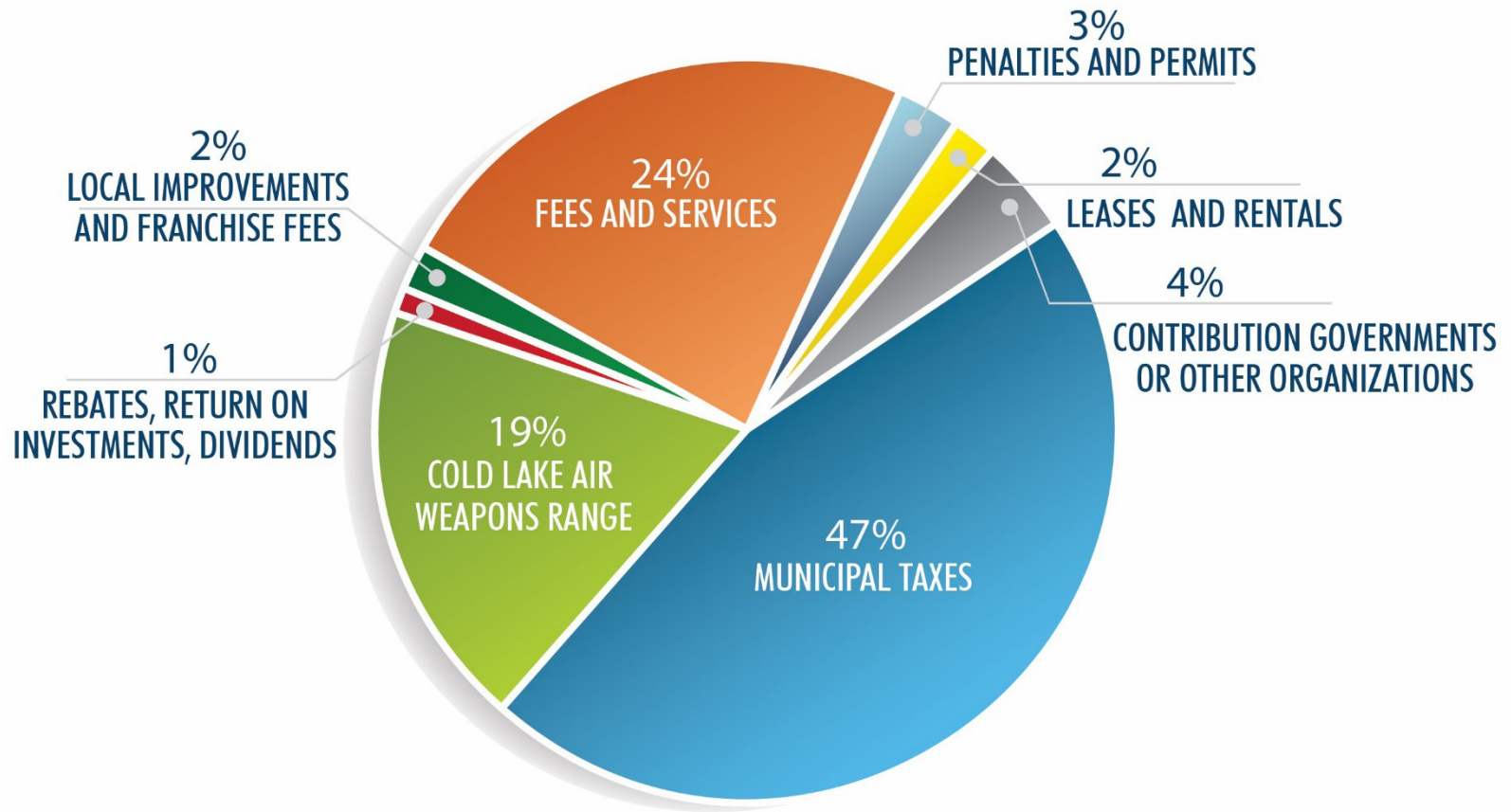
2017 ESTIMATED EXPENSES

\$59.5 Million



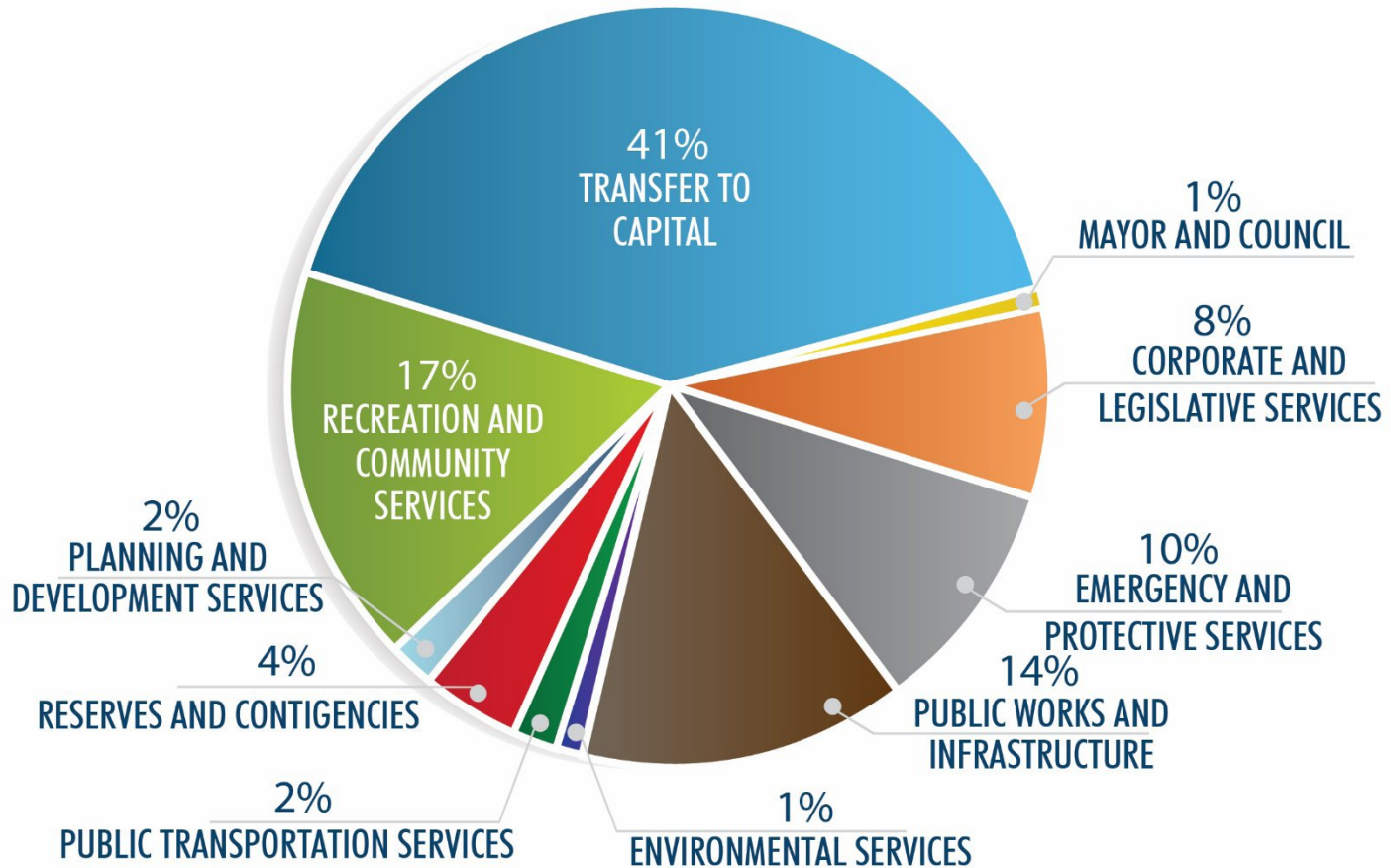
2017 ESTIMATED OPERATING REVENUE SOURCES

Operating Revenue - \$42.2 Million



2017 ESTIMATED NET EXPENSES FUNDED BY TAXES

Total Municipal Levy - \$44.7 Million



CLAWR and the Operating Budget

Of the City's \$42.2 million in operational expenses, \$8 million, or about 19%, comes from CLAWR.

The following programs rely either partially or entirely on CLAWR funding:

- Cold Lake Transit
- RCMP watch clerks
- Enhanced bylaw enforcement (Extended hours of operations and commitment to a presence at the Energy Centre)
- Commercial air service
- Multi-family rental incentive program
- Enhanced safety programs
- Recruitment and retention strategies
- Storm water management
- Financial support to 4 Wing Cold Lake (splash park, Golf and Winter Club, JJ Parr)
- Enhanced social programs (FCSS and Parent Link Programs and Extended Hours of Operation)
- Debt Financing for Capital Projects
- Water/sewer assessment study
- Enhanced Corporate Marketing
- Enhanced Roadway Snow Removal and Ice Control Programs
- Enhanced Staffing for Fire Services
- Enhanced Asset Management Program and Capital Project Management
- Enhanced Maintained to landscaping (includes City of Cold Lake and 4 Wing Properties)
- Enhanced annual road improvement program (317,000)
- Enhanced Transfer to Capital Projects
- Enhanced support to local community groups and organizations (sample on the next slide)

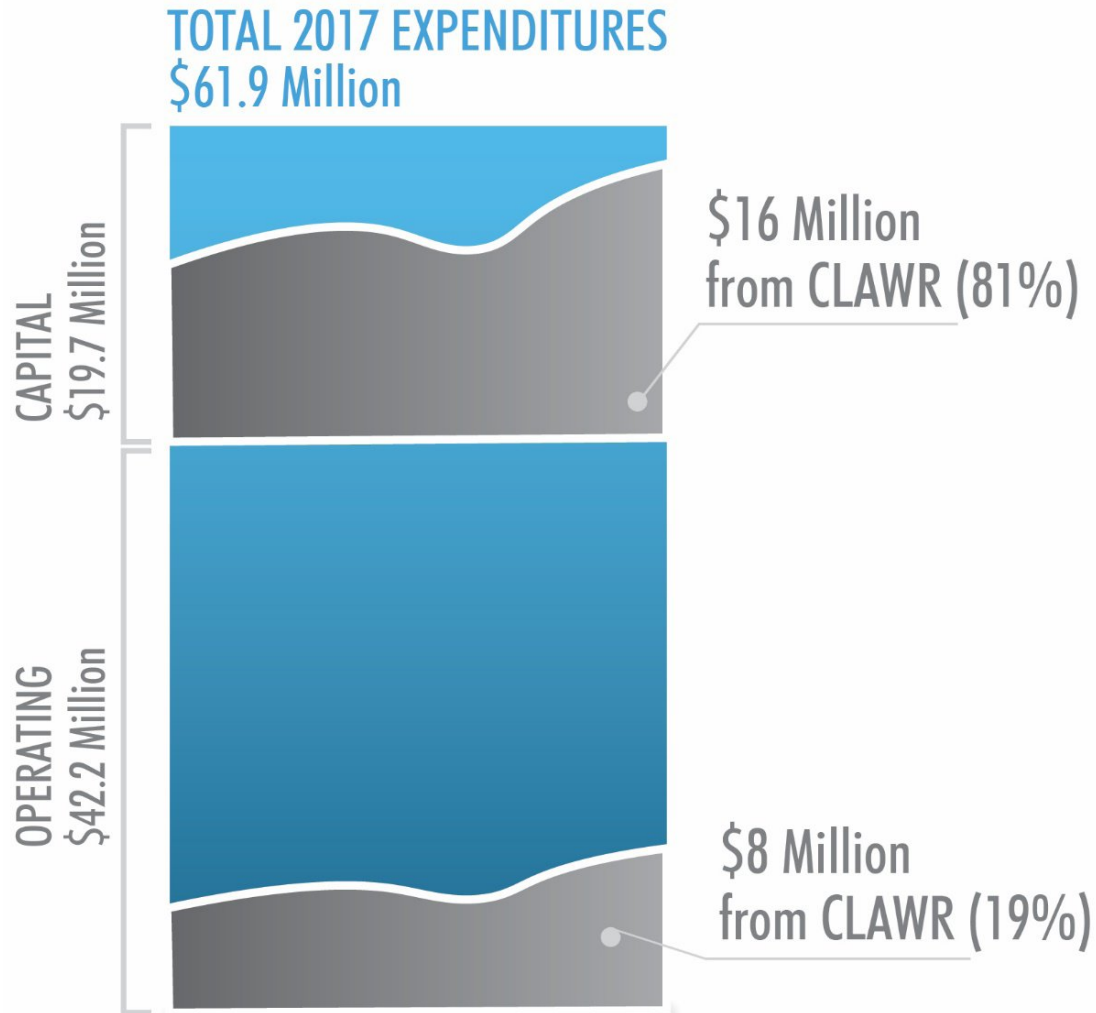
Council invests in the community...

Each year, the City of Cold Lake's Council allocates funding in the budget to support groups and events in the community. In **2015**, The City of Cold Lake's support for community groups and events totaled over \$1 million – most of this money comes from CLAWR revenue.

SOME EVENTS AND ORGANIZATIONS WE SUPPORTED ARE:

4 Wing Base Fund	Cold Lake Public Library	Lakeland Gymnastics Club
Assumption Parish	Cold Lake Seniors' Society	Lakeland United Way
Boys and Girls Club	Cold Lake Snowmobile Fund	Native Friendship Centre
Chamber of Commerce	Dr. Margaret Savage Crisis Centre	North Star Elementary
Cold Lake Agricultural Society	École Voyageur	Portage College
Cold Lake Community Garden	Grand Centre Lions Club	RCMP
Cold Lake High School	Hearts for Healthcare	Ronald McDonald House Northern Alberta
Cold Lake Humane Society	Keystone Cup	St. Dominic's Parish
Cold Lake Middle School	Kids' Time Out	St. John the Evangelist
Cold Lake Minor Soccer	Kinosoo Performing Arts Association	Women of Influence
Cold Lake Museum Society		

% OF OPERATING AND CAPITAL FROM CLAWR



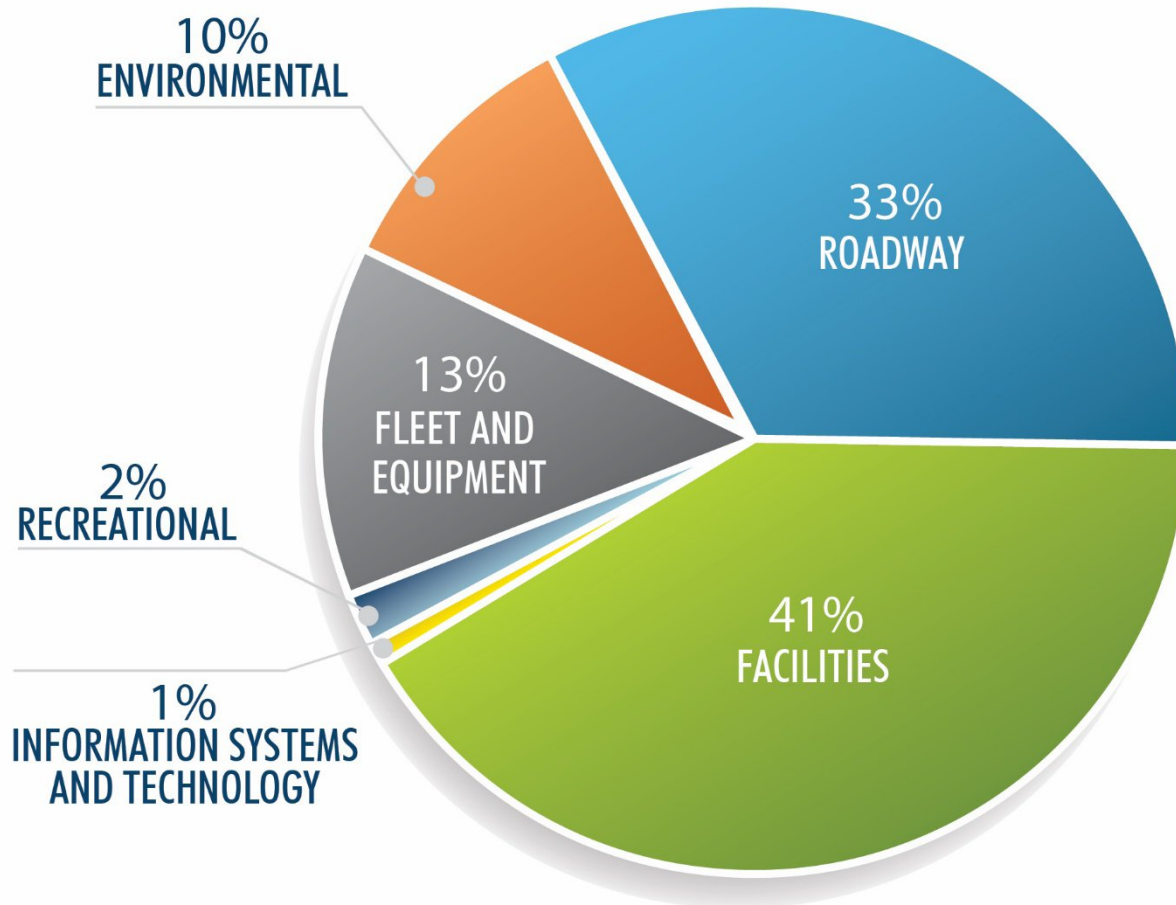
2017 Capital Budget Summary

Council passed a \$19.7 million capital budget, including:

- \$8.1 million on facilities infrastructure
- \$6.4 million in spending on roadway infrastructure
- \$2.6 million in spending on the city's fleet and equipment
- \$2 million in environmental and utility spending
- \$410,000 on recreation infrastructure
- \$165,000 on IST infrastructure

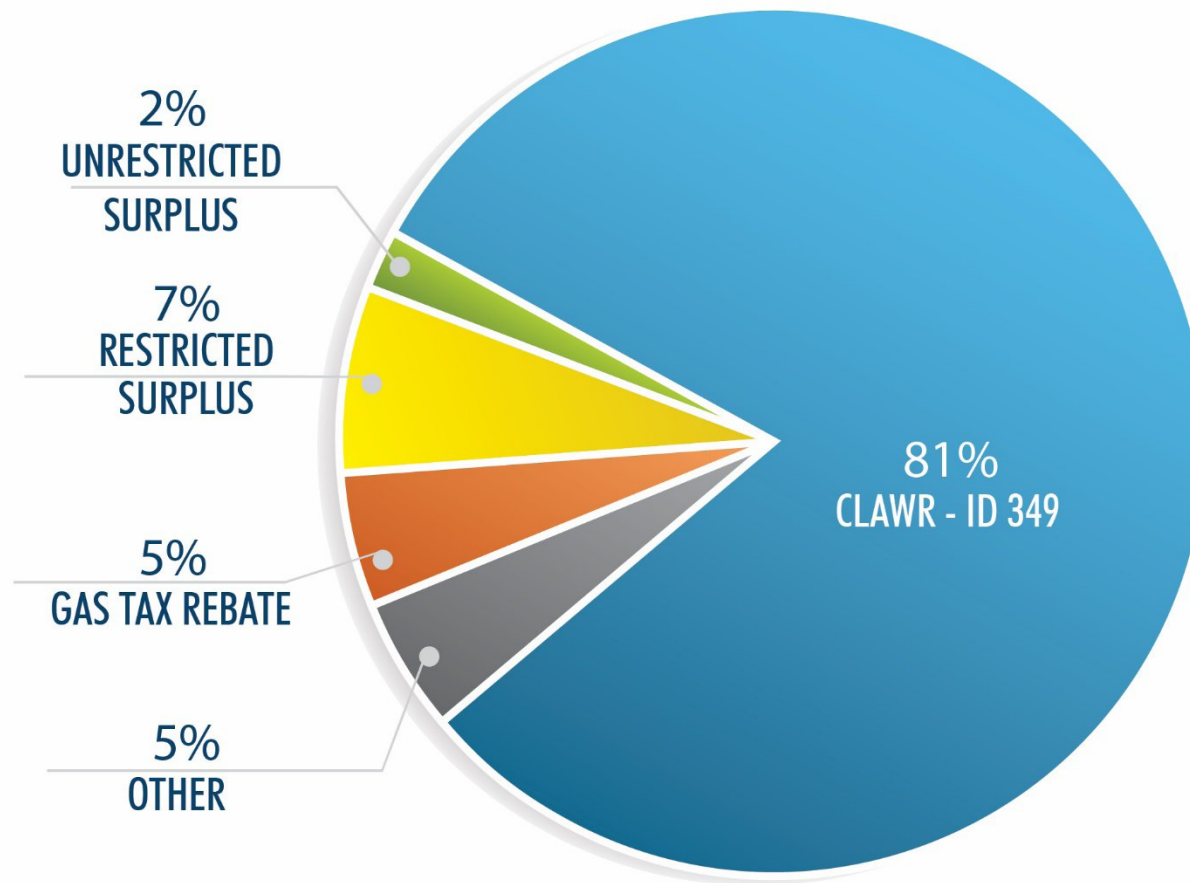
2017 CAPITAL BUDGET BY INFRASTRUCTURE

\$19.7 Million Total Capital Expenditures



2017 CAPITAL BUDGET BY FUNDING SOURCES

\$19.7 Million Total Capital Expenditures



CLAWR and the Capital Budget

Of the City's \$19.7 million capital expenditures for 2017, \$16 million, or about 81% is funded from CLAWR. The following projects rely partially or entirely on CLAWR funding:

- Meadows storm water trunk extension
- 52 Ave. Storm sewer upgrade
- 48 Ave./55 St. sanitary sewer
- Pumper fire truck
- Street improvement program
- Commercial lane paving program
- Service road improvement program
- Residential lane construction
- Street lighting program
- 49 Street parking lane
- Hwy 28 twinning: 47 Ave – 51 St.
- 54 Ave (45 St. to 48 St.)
- Trail/Sidewalk connectivity
- Artificial turf field & grand stand
- Community hall of fame
- Sail boat crane
- Marina dredging
- RCMP expansion
- SCBA equipment for Fire-Rescue
- Strategic land acquisitions
- Park replacement program
- Mountain bike park design
- Imperial Park trails
- Transit infrastructure grant
- Energy Centre Phase 3 debt reduction
- Digital sign replacement