

**Building Permit Statistical Comparison
2023 - 2026**

Report ending May 2026

2023		
January		
New Residential-SF		
Reno. Residential	\$ 80,800.00	3
Multi-Family Residential		
Commercial		
Commercial Renovation		
Accessory Buildings	\$ 23,500.00	2
Secondary Suites		
Industrial		
Institutional		
Demolition	\$ 4,500.00	1
Other (Decks/Signs, etc.)	\$ 41,700.00	4
Total	\$ 150,500.00	10

2024		
January		
New Residential-SF		
Reno. Residential	\$ 50,607.44	2
Multi-Family Residential		
Commercial		
Commercial Renovation		
Accessory Buildings		
Secondary Suites	\$ 25,000.00	1
Industrial		
Institutional		
Demolition	\$ 5,000.00	1
Other (Decks/Signs, etc.)		
Total	\$ 80,607.44	4

2025		
January		
New Residential-SF	\$ 2,100,000.00	6
Reno. Residential		
Multi-Family Residential	\$ -	
Commercial		
Commercial Renovation		
Accessory Buildings	\$ 7,500.00	1
Secondary Suites		
Industrial		
Institutional		
Demolition		
Other (Decks/Signs, etc.)	\$ 2,100.00	1
Total	\$ 2,109,600.00	8

2026		
January		
New Residential-SF	\$300,000.00	1
Reno. Residential	\$126,039.00	10
Multi-Family Residential		
Commercial		
Commercial Renovation		
Accessory Buildings	\$29,000.00	1
Secondary Suites		
Industrial		
Institutional	\$200,000.00	1
Demolition		
Other (Decks/Signs, etc.)		
Total	\$ 655,039.00	13

February		
New Residential-SF	\$ 881,000.00	3
Reno. Residential	\$ 39,900.00	1
Multi-Family Residential		
Commercial		
Commercial Renovation		
Accessory Buildings		
Secondary Suites		
Industrial		
Institutional	\$ 23,810,700.00	1
Demolition		
Other (Decks/Signs, etc.)	\$ 27,000.00	1
Total	\$ 24,758,600.00	6

February		
New Residential-SF	\$ 300,000.00	1
Reno. Residential	\$ 5,000.00	1
Multi-Family Residential	\$ 600,000.00	4
Commercial		
Commercial Renovation		
Accessory Buildings		
Secondary Suites	\$ 25,000.00	1
Industrial		
Institutional		
Demolition	\$ 55,000.00	2
Other (Decks/Signs, etc.)		
Total	\$ 985,000.00	9

February		
New Residential-SF	\$ 1,200,000.00	3
Reno. Residential	\$ 30,000.00	1
Multi-Family Residential		
Commercial		
Commercial Renovation	\$ 440,000.00	2
Accessory Buildings		
Secondary Suites		
Industrial		
Institutional		
Demolition	\$ 20,000.00	4
Other (Decks/Signs, etc.)	\$ 6,000.00	1
Total	\$ 1,696,000.00	11

February		
New Residential-SF	\$300,000.00	1
Reno. Residential	\$117,900.00	2
Multi-Family Residential		
Commercial		
Commercial Renovation		
Accessory Buildings		
Secondary Suites		
Industrial		
Institutional		
Demolition		
Other (Decks/Signs, etc.)	\$24,758.85	1
Total	\$ 442,658.85	4

March		
New Residential-SF	\$ 1,900,000.00	5
Reno. Residential	\$ 30,000.00	1
Multi-Family Residential		
Commercial		
Commercial Renovation	\$ 1,000,000.00	1
Accessory Buildings	\$ 10,500.00	1
Secondary Suites		
Industrial		
Institutional		
Demolition		
Other (Decks/Signs, etc.)	\$ 115,817.70	2
Total	\$ 3,056,317.70	10

March		
New Residential-SF	\$ 1,780,000.00	5
Reno. Residential	\$ 30,000.00	1
Multi-Family Residential		
Commercial		
Commercial Renovation	\$ 4,700.00	2
Accessory Buildings	\$ 2,000.00	1
Secondary Suites		
Industrial		
Institutional		
Demolition	\$ 500.00	1
Other (Decks/Signs, etc.)		
Total	\$ 1,817,200.00	10

March		
New Residential-SF	\$ 1,700,000.00	5
Reno. Residential	\$ 37,754.90	2
Multi-Family Residential		
Commercial		
Commercial Renovation	26000	2
Accessory Buildings	\$ 1,200.00	1
Secondary Suites		
Industrial		
Institutional		
Demolition	\$ 120,000.00	6
Other (Decks/Signs, etc.)	\$ 19,200.00	1
Total	\$ 1,904,154.90	17

March		
New Residential-SF	\$300,000.00	1
Reno. Residential	\$52,784.00	5
Multi-Family Residential		
Commercial		
Commercial Renovation	\$650,000.00	1
Accessory Buildings		
Secondary Suites		
Industrial		
Institutional		
Demolition	\$24,000.00	1
Other (Decks/Signs, etc.)		
Total	\$ 1,026,784.00	8

**Building Permit Statistical Comparison
2023 - 2026**

Report ending May 2026

2023		
April		
New Residential-SF	\$750,000.00	2
Reno. Residential	\$12,000.00	1
Multi-Family Residential		
Commercial		
Commercial Renovation	\$250,000.00	1
Accessory Buildings		
Secondary Suites		
Industrial		
Institutional	\$576,956.00	1
Demolition	\$8,000.00	1
Other (Decks/Signs, etc.)	\$750.00	1
Total	\$ 1,597,706.00	7

2024		
April		
New Residential-SF	\$ 794,000.00	3
Reno. Residential	\$ 500,000.00	2
Multi-Family Residential		
Commercial		
Commercial Renovation	\$ 350,000.00	1
Accessory Buildings	\$ 30,000.00	1
Secondary Suites		
Industrial		
Institutional		
Demolition		
Other (Decks/Signs, etc.)	\$ 100,380.50	4
Total	\$ 1,774,380.50	11

2025		
April		
New Residential-SF	\$ 300,000.00	1
Reno. Residential		
Multi-Family Residential		
Commercial		
Commercial Renovation	\$10,000.00	1
Accessory Buildings	\$10,000.00	1
Secondary Suites		
Industrial		
Institutional		
Demolition		
Other (Decks/Signs, etc.)	\$610.00	1
Total	\$ 320,610.00	4

2026		
April		
New Residential-SF	\$300,000.00	1
Reno. Residential	\$8,000.90	1
Multi-Family Residential		
Commercial		
Commercial Renovation		
Accessory Buildings	\$74,000.00	2
Secondary Suites	\$40,000.00	1
Industrial		
Institutional		
Demolition	\$5,000.00	1
Other (Decks/Signs, etc.)	\$1,000.00	1
Total	\$ 428,000.90	7

May		
New Residential-SF	\$ 760,000.00	2
Reno. Residential	\$ 85,717.00	4
Multi-Family Residential		
Commercial		
Commercial Renovation	\$ 455,000.00	2
Accessory Buildings	\$ 218,500.00	5
Secondary Suites		
Industrial		
Institutional		
Demolition	\$ 178,500.00	7
Other (Decks/Signs, etc.)	\$ 13,000.00	3
Total	\$ 1,710,717.00	23

May		
New Residential-SF	\$ 1,400,000.00	4
Reno. Residential	\$ 169,139.50	3.00
Multi-Family Residential	\$ 15,000.00	1
Commercial		
Commercial Renovation		
Accessory Buildings	\$ 44,500.00	1
Secondary Suites		
Industrial		
Institutional		
Demolition	\$ 65,000.00	1
Other (Decks/Signs, etc.)	\$ 65,785.00	3
Total	\$ 1,759,424.50	13

May		
New Residential-SF		
Reno. Residential	\$64,996.00	3
Multi-Family Residential		
Commercial		
Commercial Renovation	\$270,000.00	2
Accessory Buildings	\$8,000.00	2
Secondary Suites		
Industrial		
Institutional		
Demolition		
Other (Decks/Signs, etc.)	\$48,200.00	4
Total	\$ 391,196.00	11

May		
New Residential-SF	\$1,650,000.00	5
Reno. Residential	\$16,654.42	4
Multi-Family Residential		
Commercial		
Commercial Renovation	\$900,000.00	5
Accessory Buildings	\$150,000.00	1
Secondary Suites		
Industrial		
Institutional		
Demolition	\$25,800.00	2
Other (Decks/Signs, etc.)	\$1,000.00	1
Total	\$ 2,743,454.42	18

June		
New Residential-SF	\$ 700,000.00	2
Reno. Residential	\$ 6,500.00	1
Multi-Family Residential		
Commercial		
Commercial Renovation	\$ 115,000.00	3
Accessory Buildings	\$ 40,000.00	1
Secondary Suites		
Industrial		
Institutional		
Demolition		
Other (Decks/Signs, etc.)	\$ 52,500.00	5
Total	\$ 914,000.00	12

June		
New Residential-SF		
Reno. Residential	\$ 15,000.00	1
Multi-Family Residential		
Commercial	-	1
Commercial Renovation	\$ -	1
Accessory Buildings	\$ 2,000.00	1
Secondary Suites		
Industrial		
Institutional		
Demolition	\$ 15,000.00	1
Other (Decks/Signs, etc.)	\$ 13,701.00	3
Total	\$ 45,701.00	8

June		
New Residential-SF	\$ 700,000.00	2
Reno. Residential	\$53,303.90	7
Multi-Family Residential		
Commercial		
Commercial Renovation	\$80,000.00	3
Accessory Buildings		
Secondary Suites		
Industrial		
Institutional		
Demolition	\$12,800.00	1
Other (Decks/Signs, etc.)	\$108,700.00	6
Total	\$ 954,803.90	19

June		
New Residential-SF		
Reno. Residential		
Multi-Family Residential		
Commercial		
Commercial Renovation		
Accessory Buildings		
Secondary Suites		
Industrial		
Institutional		
Demolition		
Other (Decks/Signs, etc.)		
Total	\$ -	0

**Building Permit Statistical Comparison
2023 - 2026**

2023		
July		
New Residential-SF	\$ 1,000,000.00	3
Reno. Residential	\$ 2,000.00	1
Multi-Family Residential		
Commercial		
Commercial Renovation		
Accessory Buildings	\$ 57,000.00	2
Secondary Suites	\$ 2,000.00	1
Industrial		
Institutional		
Demolition	\$ 6,000.00	1
Other (Decks/Signs, etc.)	\$ 21,000.00	1
Total	\$ 1,088,000.00	9

2024		
July		
New Residential-SF	\$ 400,000.00	1
Reno. Residential	\$ 47,000.00	4
Multi-Family Residential		
Commercial		
Commercial Renovation	\$ 1,000.00	2
Accessory Buildings	\$ 3,000.00	1
Secondary Suites		
Industrial		
Institutional	\$ -	1
Demolition	\$ 30,000.00	3
Other (Decks/Signs, etc.)	\$ 30,000.00	1
Total	\$ 511,000.00	13

2025		
July		
New Residential-SF	\$ 768,600.00	1
Reno. Residential	\$ 168,414.34	13
Multi-Family Residential		
Commercial		
Commercial Renovation		
Accessory Buildings	\$ 184,802.75	5
Secondary Suites		
Industrial		
Institutional	\$ 62,089.00	2
Demolition	\$ 2,000.00	1
Other (Decks/Signs, etc.)	\$ 5,000.00	1
Total	\$ 1,190,906.09	23

2026		
July		
New Residential-SF		
Reno. Residential		
Multi-Family Residential		
Commercial		
Commercial Renovation		
Accessory Buildings		
Secondary Suites		
Industrial		
Institutional		
Demolition		
Other (Decks/Signs, etc.)		
Total	\$ -	0

August		
New Residential-SF	\$ 1,000,000.00	3
Reno. Residential	\$ 643,232.75	7
Multi-Family Residential		
Commercial		
Commercial Renovation	\$ 627,283.75	4
Accessory Buildings	\$ 34,000.00	2
Secondary Suites		
Industrial		
Institutional		
Demolition	\$ 596,150.00	10
Other (Decks/Signs, etc.)	\$ -	1
Total	\$ 2,900,666.50	27

August		
New Residential-SF		
Reno. Residential	\$ 131,666.79	3
Multi-Family Residential		
Commercial		
Commercial Renovation	\$ 341,274.37	2
Accessory Buildings	\$ 20,000.00	1
Secondary Suites		
Industrial		
Institutional	\$ 515.00	1
Demolition		
Other (Decks/Signs, etc.)	\$ 72,736.00	3
Total	\$ 566,192.16	10

August		
New Residential-SF	\$ 700,000.00	1
Reno. Residential	\$ 437,048.98	30
Multi-Family Residential		
Commercial		
Commercial Renovation	\$ 20,000.00	1
Accessory Buildings	\$ 44,500.00	2
Secondary Suites		
Industrial		
Institutional	\$ 265,000.00	1
Demolition	\$ 87,000.00	3
Other (Decks/Signs, etc.)	\$ 5,000.00	1
Total	\$ 1,558,548.98	39

August		
New Residential-SF		
Reno. Residential		
Multi-Family Residential		
Commercial		
Commercial Renovation		
Accessory Buildings		
Secondary Suites		
Industrial		
Institutional		
Demolition		
Other (Decks/Signs, etc.)		
Total	\$ -	0

September		
New Residential-SF	\$ 1,400,000.00	2
Reno. Residential		
Multi-Family Residential		
Commercial		
Commercial Renovation	\$ 32,500.00	2
Accessory Buildings	\$ 57,500.00	2
Secondary Suites		
Industrial		
Institutional	\$ 20,000.00	1
Demolition	\$ 20,000.00	1
Other (Decks/Signs, etc.)	\$ 15,500.00	1
Total	\$ 1,545,500.00	9

September		
New Residential-SF	\$ 3,324,820.71	8
Reno. Residential	\$ 185,739.00	4
Multi-Family Residential		
Commercial		
Commercial Renovation	\$ 4,000.00	1
Accessory Buildings		
Secondary Suites		
Industrial		
Institutional		
Demolition	-	1
Other (Decks/Signs, etc.)	\$ 6,500.00	2
Total	\$ 3,521,059.71	16

September		
New Residential-SF	\$ 650,000.00	1
Reno. Residential	\$ 104,684.58	7
Multi-Family Residential		
Commercial		
Commercial Renovation		
Accessory Buildings	\$ 10,000.00	1
Secondary Suites		
Industrial		
Institutional		
Demolition	\$ 10,000.00	1
Other (Decks/Signs, etc.)		
Total	\$ 774,684.58	10

September		
New Residential-SF		
Reno. Residential		
Multi-Family Residential		
Commercial		
Commercial Renovation		
Accessory Buildings		
Secondary Suites		
Industrial		
Institutional		
Demolition		
Other (Decks/Signs, etc.)		
Total	\$ -	0

**Building Permit Statistical Comparison
2023 - 2026**

Report ending May 2026

2023		
October		
New Residential-SF	\$ 3,497,000.00	10
Reno. Residential	\$ 32,200.00	3
Multi-Family Residential		
Commercial		
Commercial Renovation	\$ 136,500.00	3
Accessory Buildings	\$ 18,929.30	1
Secondary Suites		
Industrial		
Institutional		
Demolition	\$ 15,600.00	2
Other (Decks/Signs, etc.)		
Total	\$ 3,700,229.30	19

2024		
October		
New Residential-SF	\$ 920,000.00	4
Reno. Residential	\$ 12,200.00	1
Multi-Family Residential		
Commercial		
Commercial Renovation	\$ 64,000.00	3
Accessory Buildings	\$ 6,400.00	1
Secondary Suites		
Industrial		
Institutional		
Demolition		
Other (Decks/Signs, etc.)	\$ 13,500.00	2
Total	\$ 1,016,100.00	11

2025		
October		
New Residential-SF	\$ 2,200,000.00	5
Reno. Residential	\$104,754.96	10
Multi-Family Residential		
Commercial		
Commercial Renovation		
Accessory Buildings	\$162,000.00	3
Secondary Suites		
Industrial		
Institutional		
Demolition		
Other (Decks/Signs, etc.)	\$10,500.00	2
Total	\$ 2,477,254.96	20

2026		
October		
New Residential-SF		
Reno. Residential		
Multi-Family Residential		
Commercial		
Commercial Renovation		
Accessory Buildings		
Secondary Suites		
Industrial		
Institutional		
Demolition		
Other (Decks/Signs, etc.)		
Total	\$ -	0

November		
New Residential-SF	\$ 574,000.00	2
Reno. Residential	\$ 19,500.00	4
Multi-Family Residential		
Commercial		
Commercial Renovation		
Accessory Buildings		
Secondary Suites	\$ 75,000.00	1
Industrial		
Institutional		
Demolition	\$ 31,650.00	3
Other (Decks/Signs, etc.)	\$ 12,000.00	1
Total	\$ 712,150.00	11

November		
New Residential-SF	\$ 1,750,000.00	4
Reno. Residential	\$ 338,160.88	5
Multi-Family Residential		
Commercial		
Commercial Renovation	\$ 3,000.00	2
Accessory Buildings		
Secondary Suites	\$ 30,000.00	1
Industrial		
Institutional		
Demolition	-	1
Other (Decks/Signs, etc.)	\$ 21,000.00	2
Total	\$ 2,142,160.88	15

November		
New Residential-SF	\$380,000.00	1
Reno. Residential	\$155,516.00	7
Multi-Family Residential		
Commercial		
Commercial Renovation		
Accessory Buildings		
Secondary Suites		
Industrial		
Institutional		
Demolition	\$5,000.00	1
Other (Decks/Signs, etc.)	\$49,860.00	4
Total	\$ 590,376.00	13

November		
New Residential-SF		
Reno. Residential		
Multi-Family Residential		
Commercial		
Commercial Renovation		
Accessory Buildings		
Secondary Suites		
Industrial		
Institutional		
Demolition		
Other (Decks/Signs, etc.)		
Total	\$0.00	0

December		
New Residential-SF		
Reno. Residential	\$ 144,000.00	2
Multi-Family Residential		
Commercial		
Commercial Renovation		
Accessory Buildings		
Secondary Suites		
Industrial		
Institutional	-	1
Demolition		
Other (Decks/Signs, etc.)		
Total	\$ 144,000.00	3

December		
New Residential-SF	\$ 809,000.00	2
Reno. Residential		
Multi-Family Residential		
Commercial		
Commercial Renovation	\$ 88,184.00	2
Accessory Buildings		
Secondary Suites	\$ 5,000.00	1
Industrial	-	1
Institutional		
Demolition	\$ 50,000.00	1
Other (Decks/Signs, etc.)		
Total	\$ 952,184.00	7

December		
New Residential-SF	\$600,000.00	2
Reno. Residential	\$197,520.39	13
Multi-Family Residential		
Commercial		
Commercial Renovation	\$200,000.00	1
Accessory Buildings		
Secondary Suites		
Industrial		
Institutional		
Demolition		
Other (Decks/Signs, etc.)		
Total	\$ 997,520.39	16

December		
New Residential-SF		
Reno. Residential		
Multi-Family Residential		
Commercial		
Commercial Renovation		
Accessory Buildings		
Secondary Suites		
Industrial		
Institutional		
Demolition		
Other (Decks/Signs, etc.)		
Total	\$ -	0

2023 Total \$ 42,278,386.50 146

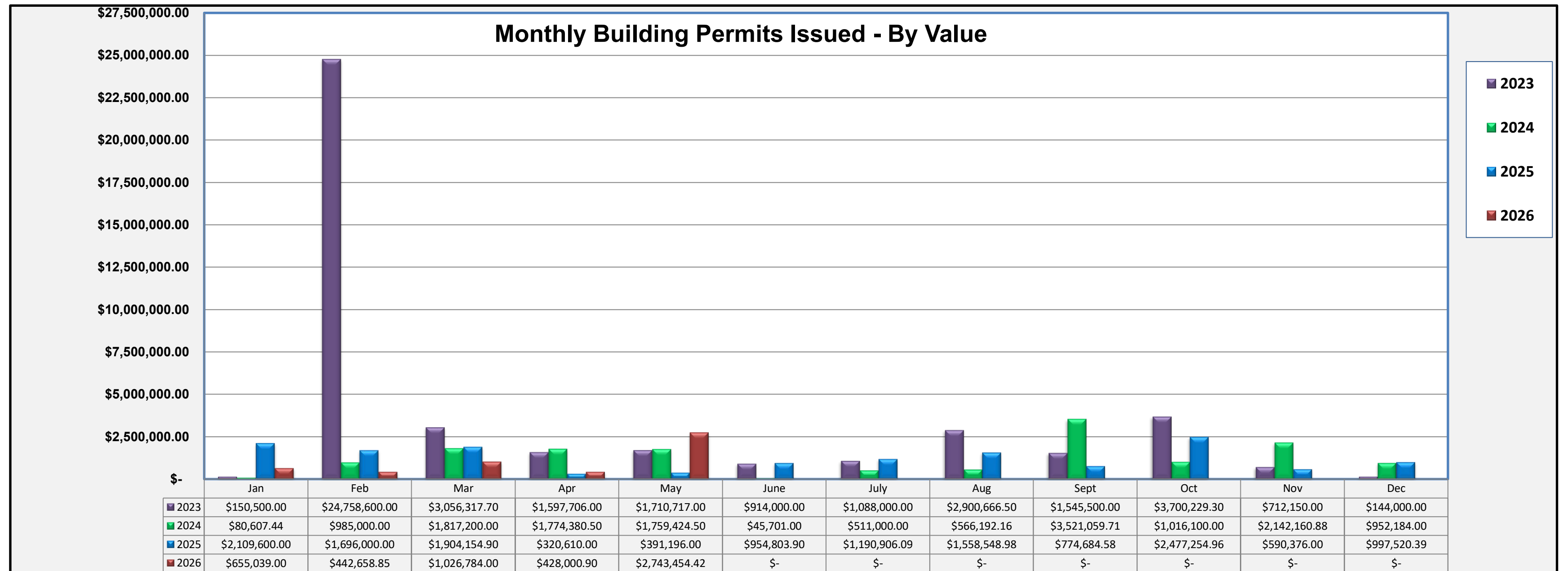
2024 Total \$ 15,171,010.19 127

2025 Total \$ 14,965,655.80 191

2026 Total \$ 5,295,937.17 50

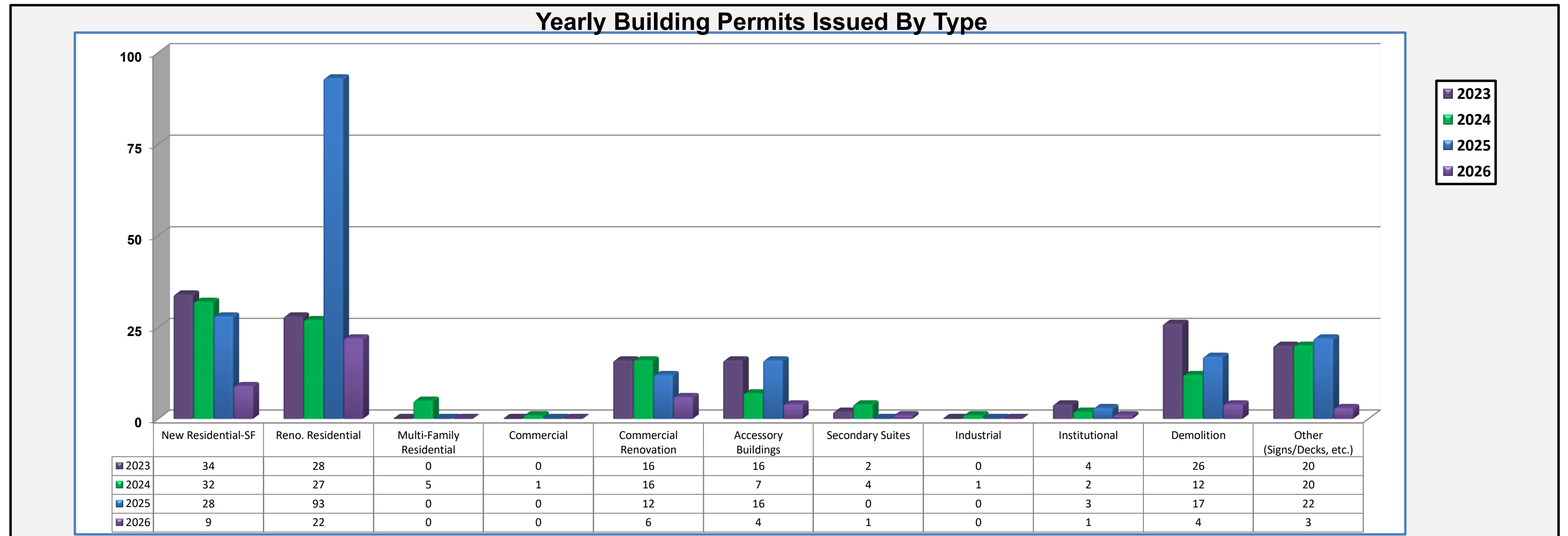
**Building Permit Statistical Comparison
2023 - 2026**

Data Summary - Building Permits by Value of Permits Issued				
	2023	2024	2025	2026
Jan	\$ 150,500.00	\$ 80,607.44	\$ 2,109,600.00	\$ 655,039.00
Feb	\$ 24,758,600.00	\$ 985,000.00	\$ 1,696,000.00	\$ 442,658.85
Mar	\$ 3,056,317.70	\$ 1,817,200.00	\$ 1,904,154.90	\$ 1,026,784.00
Apr	\$ 1,597,706.00	\$ 1,774,380.50	\$ 320,610.00	\$ 428,000.90
May	\$ 1,710,717.00	\$ 1,759,424.50	\$ 391,196.00	\$ 2,743,454.42
June	\$ 914,000.00	\$ 45,701.00	\$ 954,803.90	\$ -
July	\$ 1,088,000.00	\$ 511,000.00	\$ 1,190,906.09	\$ -
Aug	\$ 2,900,666.50	\$ 566,192.16	\$ 1,558,548.98	\$ -
Sept	\$ 1,545,500.00	\$ 3,521,059.71	\$ 774,684.58	\$ -
Oct	\$ 3,700,229.30	\$ 1,016,100.00	\$ 2,477,254.96	\$ -
Nov	\$ 712,150.00	\$ 2,142,160.88	\$ 590,376.00	\$ -
Dec	\$ 144,000.00	\$ 952,184.00	\$ 997,520.39	\$ -
Total	\$ 42,278,386.50	\$ 15,171,010.19	\$ 14,965,655.80	\$ 5,295,937.17



**Building Permit Statistical Comparison
2023 - 2026**

Data Summary - Building Permits by Type of Permit Issued				
PERMIT TYPE	2023	2024	2025	2026
New Residential-SF	34	32	28	9
Reno. Residential	28	27	93	22
Multi-Family Residential	0	5	0	0
Commercial	0	1	0	0
Commercial Renovation	16	16	12	6
Accessory Buildings	16	7	16	4
Secondary Suites	2	4	0	1
Industrial	0	1	0	0
Institutional	4	2	3	1
Demolition	26	12	17	4
Other (Signs/Decks, etc.)	20	20	22	3
Total	146	127	191	50



**Development Permit Stats Comparison
2023 - 2026**

2023			2024			2025			2026		
January			January			January			January		
New Residential-SF			New Residential-SF	\$ 200.00	1	New Residential-SF	\$ 1,395.00	9	New Residential-SF	\$165.00	1
Reno. Residential			Reno. Residential			Reno. Residential			Reno. Residential	\$310.00	1
Multi-Family Residential			Multi-Family Residential			Multi-Family Residential			Multi-Family Residential		
Commercial			Commercial			Commercial			Commercial		
Commercial Renovation	\$ 200.00	2	Commercial Renovation	\$300.00	3	Commercial Renovation	\$105.00	1	Commercial Renovation		
Accessory Buildings			Accessory Buildings			Accessory Buildings	\$55.00	1	Accessory Buildings		
Secondary Suites			Secondary Suites	\$200.00	1	Secondary Suites			Secondary Suites		
Industrial			Industrial			Industrial			Industrial		
Institutional	\$ -	1	Institutional			Institutional			Institutional		
Demolition			Demolition			Demolition			Demolition		
Other (Decks/Signs, etc.)	\$ 75.00	1	Other (Decks/Signs, etc.)	\$500.00	9	Other (Decks/Signs, etc.)	\$335.00	5	Other (Decks/Signs, etc.)	\$115.00	2
Total	\$ 275.00	4	Total	\$ 1,200.00	14	Total	\$ 1,890.00	16	Total	\$ 590.00	4
February			February			February			February		
New Residential-SF	\$ 750.00	5	New Residential-SF	\$ 150.00	1	New Residential-SF			New Residential-SF		
Reno. Residential			Reno. Residential			Reno. Residential			Reno. Residential		
Multi-Family Residential			Multi-Family Residential			Multi-Family Residential			Multi-Family Residential		
Commercial			Commercial			Commercial			Commercial		
Commercial Renovation	\$550.00	4	Commercial Renovation	\$100.00	1	Commercial Renovation			Commercial Renovation		
Accessory Buildings			Accessory Buildings			Accessory Buildings			Accessory Buildings	\$110.00	1
Secondary Suites			Secondary Suites			Secondary Suites			Secondary Suites		
Industrial			Industrial			Industrial			Industrial		
Institutional			Institutional			Institutional			Institutional		
Demolition			Demolition			Demolition			Demolition		
Other (Decks/Signs, etc.)	\$275.00	4	Other (Decks/Signs, etc.)	\$500.00	7	Other (Decks/Signs, etc.)	\$275.00	5	Other (Decks/Signs, etc.)	\$245.00	3
Total	\$1,575.00	13	Total	\$750.00	9	Total	\$275.00	5	Total	\$355.00	4
March			March			March			March		
New Residential-SF	\$ 300.00	2	New Residential-SF	\$ 750.00	5	New Residential-SF	\$ 930.00	6	New Residential-SF	\$330.00	2
Reno. Residential			Reno. Residential			Reno. Residential			Reno. Residential		
Multi-Family Residential			Multi-Family Residential	\$150.00	1	Multi-Family Residential			Multi-Family Residential		
Commercial			Commercial			Commercial	\$ 230.00	1	Commercial		
Commercial Renovation	\$ 300.00	3	Commercial Renovation	\$100.00	1	Commercial Renovation	\$ 100.00	1	Commercial Renovation	\$330.00	3
Accessory Buildings	\$ 250.00	2	Accessory Buildings	\$50.00	1	Accessory Buildings	\$ 105.00	1	Accessory Buildings		
Secondary Suites			Secondary Suites			Secondary Suites			Secondary Suites		
Industrial			Industrial			Industrial			Industrial		
Institutional			Institutional			Institutional			Institutional		
Demolition			Demolition			Demolition			Demolition		
Other (Decks/Signs, etc.)	\$ 750.00	9	Other (Decks/Signs, etc.)	\$675.00	7	Other (Decks/Signs, etc.)	\$ 350.00	5	Other (Decks/Signs, etc.)	\$470.00	7
Total	\$1,600.00	16	Total	\$1,725.00	15	Total	\$1,715.00	14	Total	\$1,130.00	12

**Development Permit Stats Comparison
2023 - 2026**

2023			2024			2025			2026		
April			April			April			April		
New Residential-SF	\$350.00	2	New Residential-SF	\$ 150.00	1	New Residential-SF	\$210.00	1	New Residential-SF	\$330.00	2
Reno. Residential			Reno. Residential			Reno. Residential			Reno. Residential		
Multi-Family Residential			Multi-Family Residential			Multi-Family Residential			Multi-Family Residential		
Commercial			Commercial			Commercial			Commercial		
Commercial Renovation	\$100.00	1	Commercial Renovation	\$100.00	1	Commercial Renovation	\$105.00	1	Commercial Renovation		
Accessory Buildings	\$100.00	1	Accessory Buildings	\$300.00	2	Accessory Buildings	\$370.00	3	Accessory Buildings	\$385.00	3
Secondary Suites			Secondary Suites			Secondary Suites			Secondary Suites	\$165.00	1
Industrial			Industrial			Industrial			Industrial		
Institutional	\$0.00	1	Institutional			Institutional			Institutional		
Demolition			Demolition			Demolition			Demolition		
Other (Decks/Signs, etc.)	\$600.00	8	Other (Decks/Signs, etc.)	\$275.00	5	Other (Decks/Signs, etc.)	\$485.00	7	Other (Decks/Signs, etc.)	\$815.00	8
Total	\$1,150.00	13	Total	\$825.00	9	Total	\$1,170.00	12	Total	\$1,695.00	14
May			May			May			May		
New Residential-SF	\$ 750.00	5	New Residential-SF			New Residential-SF			New Residential-SF	\$495.00	3
Reno. Residential	\$100.00	1	Reno. Residential	\$200.00	1	Reno. Residential	\$160.00	1	Reno. Residential		
Multi-Family Residential			Multi-Family Residential			Multi-Family Residential			Multi-Family Residential		
Commercial			Commercial			Commercial			Commercial		
Commercial Renovation	\$500.00	4	Commercial Renovation	\$400.00	4	Commercial Renovation	\$210.00	2	Commercial Renovation	\$655.00	5
Accessory Buildings	\$200.00	2	Accessory Buildings	\$100.00	1	Accessory Buildings	\$315.00	2	Accessory Buildings	\$170.00	1
Secondary Suites			Secondary Suites			Secondary Suites			Secondary Suites		
Industrial			Industrial			Industrial			Industrial		
Institutional			Institutional			Institutional			Institutional		
Demolition			Demolition			Demolition			Demolition		
Other (Decks/Signs, etc.)	\$1,000.00	11	Other (Decks/Signs, etc.)	\$2,900.00	13	Other (Decks/Signs, etc.)	\$715.00	13	Other (Decks/Signs, etc.)	\$240.00	4
Total	\$2,550.00	23	Total	\$3,600.00	19	Total	\$1,400.00	18	Total	\$1,560.00	13
June			June			June			June		
New Residential-SF	\$ 750.00	5	New Residential-SF	\$ 150.00	1	New Residential-SF	\$310.00	2	New Residential-SF		
Reno. Residential			Reno. Residential			Reno. Residential	\$265.00	2	Reno. Residential		
Multi-Family Residential			Multi-Family Residential			Multi-Family Residential			Multi-Family Residential		
Commercial			Commercial			Commercial			Commercial		
Commercial Renovation	\$250.00	2	Commercial Renovation	\$200.00	3	Commercial Renovation	\$370.00	2	Commercial Renovation		
Accessory Buildings	\$200.00	2	Accessory Buildings	\$200.00	2	Accessory Buildings			Accessory Buildings		
Secondary Suites	\$200.00	1	Secondary Suites			Secondary Suites			Secondary Suites		
Industrial			Industrial			Industrial			Industrial		
Institutional			Institutional			Institutional	\$105.00	1	Institutional		
Demolition			Demolition			Demolition			Demolition		
Other (Decks/Signs, etc.)	\$1,100.00	8	Other (Decks/Signs, etc.)	\$475.00	9	Other (Decks/Signs, etc.)	\$505.00	6	Other (Decks/Signs, etc.)		
Total	\$ 2,500.00	18	Total	\$ 1,025.00	15	Total	\$ 1,555.00	13	Total	\$ -	0

**Development Permit Stats Comparison
2023 - 2026**

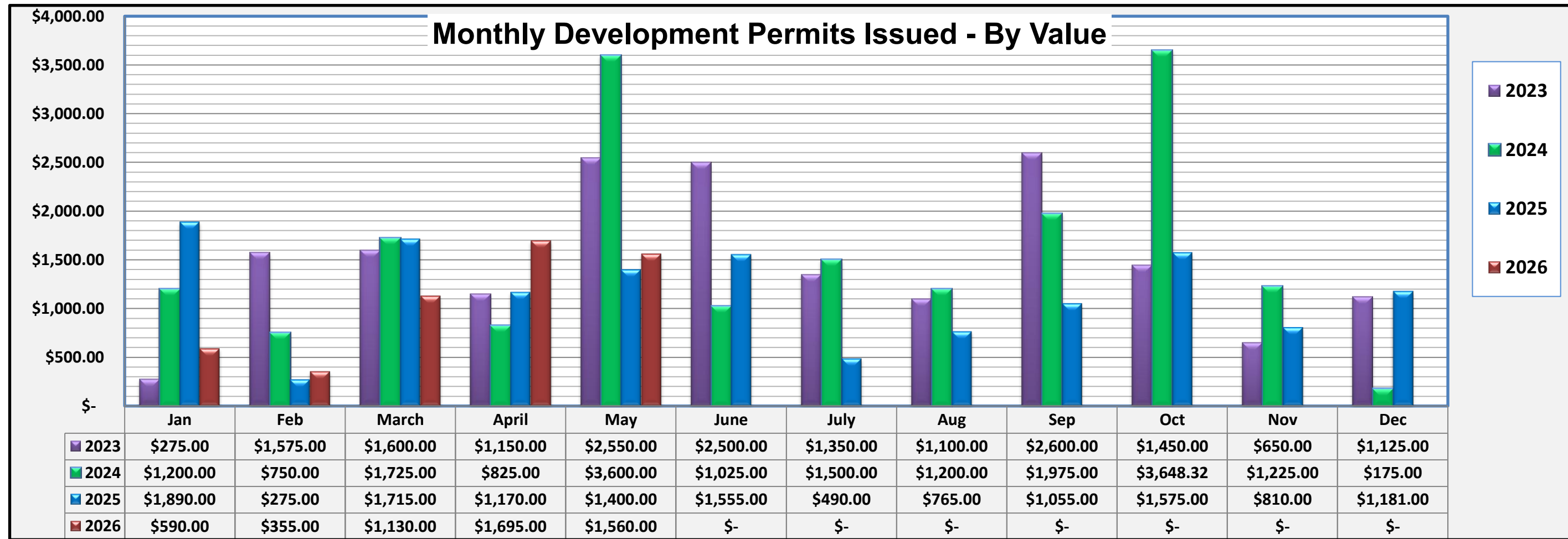
2023			2024			2025			2026		
July			July			July			July		
New Residential-SF			New Residential-SF			New Residential-SF			New Residential-SF		
Reno. Residential			Reno. Residential	\$450.00	3	Reno. Residential			Reno. Residential		
Multi-Family Residential			Multi-Family Residential			Multi-Family Residential			Multi-Family Residential		
Commercial			Commercial			Commercial			Commercial		
Commercial Renovation	\$200.00	2	Commercial Renovation	\$275.00	2	Commercial Renovation	\$105.00	1	Commercial Renovation		
Accessory Buildings	\$250.00	2	Accessory Buildings	\$300.00	2	Accessory Buildings	\$220.00	4	Accessory Buildings		
Secondary Suites	\$200.00	1	Secondary Suites			Secondary Suites			Secondary Suites		
Industrial			Industrial			Industrial			Industrial		
Institutional			Institutional			Institutional			Institutional		
Demolition			Demolition			Demolition			Demolition		
Other (Decks/Signs, etc.)	\$700.00	8	Other (Decks/Signs, etc.)	\$475.00	5	Other (Decks/Signs, etc.)	\$165.00	3	Other (Decks/Signs, etc.)		
Total	\$ 1,350.00	13	Total	\$ 1,500.00	12	Total	\$ 490.00	8	Total	\$ -	0
August			August			August			August		
New Residential-SF	\$ 200.00	1	New Residential-SF	\$ 450.00	3	New Residential-SF	\$260.00	2	New Residential-SF		
Reno. Residential			Reno. Residential			Reno. Residential	\$400.00	4	Reno. Residential		
Multi-Family Residential			Multi-Family Residential			Multi-Family Residential			Multi-Family Residential		
Commercial			Commercial			Commercial			Commercial		
Commercial Renovation	\$400.00	3	Commercial Renovation	\$100.00	1	Commercial Renovation	\$105.00	1	Commercial Renovation		
Accessory Buildings	\$150.00	2	Accessory Buildings	\$50.00	1	Accessory Buildings			Accessory Buildings		
Secondary Suites			Secondary Suites			Secondary Suites			Secondary Suites		
Industrial			Industrial			Industrial			Industrial		
Institutional			Institutional			Institutional			Institutional		
Demolition			Demolition			Demolition			Demolition		
Other (Decks/Signs, etc.)	\$350.00	5	Other (Decks/Signs, etc.)	\$600.00	6	Other (Decks/Signs, etc.)			Other (Decks/Signs, etc.)		
Total	\$1,100.00	11	Total	\$1,200.00	11	Total	\$765.00	7	Total	\$0.00	0
September			September			September			September		
New Residential-SF	\$ 1,100.00	7	New Residential-SF	\$ 650.00	4	New Residential-SF	\$465.00	3	New Residential-SF		
Reno. Residential	\$200.00	1	Reno. Residential			Reno. Residential			Reno. Residential		
Multi-Family Residential			Multi-Family Residential			Multi-Family Residential			Multi-Family Residential		
Commercial			Commercial			Commercial			Commercial		
Commercial Renovation	\$200.00	2	Commercial Renovation	\$575.00	6	Commercial Renovation	\$105.00	1	Commercial Renovation		
Accessory Buildings	\$250.00	3	Accessory Buildings	\$100.00	1	Accessory Buildings	\$55.00	1	Accessory Buildings		
Secondary Suites			Secondary Suites	\$400.00	2	Secondary Suites			Secondary Suites		
Industrial			Industrial			Industrial			Industrial		
Institutional	\$250.00	1	Institutional			Institutional			Institutional		
Demolition			Demolition			Demolition			Demolition		
Other (Decks/Signs, etc.)	\$600.00	6	Other (Decks/Signs, etc.)	\$250.00	4	Other (Decks/Signs, etc.)	\$430.00	6	Other (Decks/Signs, etc.)		
Total	\$ 2,600.00	20	Total	\$ 1,975.00	17	Total	\$ 1,055.00	11	Total	\$ -	0

**Development Permit Stats Comparison
2023 - 2026**

2023			2024			2025			2026		
October			October			October			October		
New Residential-SF	\$ 750.00	5	New Residential-SF	\$ 2,798.32	4	New Residential-SF	\$465.00	3	New Residential-SF		
Reno. Residential			Reno. Residential			Reno. Residential			Reno. Residential		
Multi-Family Residential			Multi-Family Residential			Multi-Family Residential			Multi-Family Residential		
Commercial			Commercial	\$100.00	1	Commercial			Commercial		
Commercial Renovation	\$200.00	2	Commercial Renovation	\$250.00	3	Commercial Renovation		1	Commercial Renovation		
Accessory Buildings			Accessory Buildings	\$50.00	1	Accessory Buildings			Accessory Buildings		
Secondary Suites	\$200.00	1	Secondary Suites	\$400.00	2	Secondary Suites	\$160.00	2	Secondary Suites		
Industrial			Industrial			Industrial			Industrial		
Institutional			Institutional			Institutional			Institutional		
Demolition			Demolition			Demolition			Demolition		
Other (Decks/Signs, etc.)	\$300.00	6	Other (Decks/Signs, etc.)	\$50.00	1	Other (Decks/Signs, etc.)	\$950.00	8	Other (Decks/Signs, etc.)		
Total	\$ 1,450.00	14	Total	\$ 3,648.32	12	Total	\$ 1,575.00	14	Total	\$ -	0
November			November			November			November		
New Residential-SF		0	New Residential-SF	\$ 650.00	4	New Residential-SF	\$155.00	1	New Residential-SF		
Reno. Residential		0	Reno. Residential			Reno. Residential	\$155.00	1	Reno. Residential		
Multi-Family Residential		0	Multi-Family Residential			Multi-Family Residential			Multi-Family Residential		
Commercial		0	Commercial			Commercial			Commercial		
Commercial Renovation	\$200.00	2	Commercial Renovation	\$75.00	1	Commercial Renovation			Commercial Renovation		
Accessory Buildings		0	Accessory Buildings			Accessory Buildings			Accessory Buildings		
Secondary Suites		0	Secondary Suites			Secondary Suites			Secondary Suites		
Industrial		0	Industrial			Industrial			Industrial		
Institutional		0	Institutional			Institutional			Institutional		
Demolition		0	Demolition			Demolition			Demolition		
Other (Decks/Signs, etc.)	\$450.00	8	Other (Decks/Signs, etc.)	\$500.00	7	Other (Decks/Signs, etc.)	\$500.00	7	Other (Decks/Signs, etc.)		
Total	\$ 650.00	10	Total	\$ 1,225.00	12	Total	\$ 810.00	9	Total	\$ -	0
December			December			December			December		
New Residential-SF	\$ 600.00	4	New Residential-SF			New Residential-SF	\$310.00	2	New Residential-SF		
Reno. Residential			Reno. Residential			Reno. Residential	\$105.00	1	Reno. Residential		
Multi-Family Residential			Multi-Family Residential			Multi-Family Residential			Multi-Family Residential		
Commercial			Commercial			Commercial	\$205.00	1	Commercial		
Commercial Renovation			Commercial Renovation	\$75.00	1	Commercial Renovation			Commercial Renovation		
Accessory Buildings			Accessory Buildings			Accessory Buildings			Accessory Buildings		
Secondary Suites			Secondary Suites			Secondary Suites			Secondary Suites		
Industrial			Industrial			Industrial			Industrial		
Institutional			Institutional			Institutional	\$260.00	1	Institutional		
Demolition			Demolition			Demolition			Demolition		
Other (Decks/Signs, etc.)	\$525.00	6	Other (Decks/Signs, etc.)	\$100.00	2	Other (Decks/Signs, etc.)	\$301.00	2	Other (Decks/Signs, etc.)		
Total	\$1,125.00	10	Total	\$175.00	3	Total	\$1,181.00	7	Total	\$0.00	0
2023 Total	\$17,925.00	165	2024 Total	\$18,848.32	148	2025 Total	\$13,881.00	134	2026 Total	\$5,330.00	47

**Development Permit Stats Comparison
2023 - 2026**

Data Summary - Monthly Development Permits by Value				
	2023	2024	2025	2026
Jan	\$ 275.00	\$ 1,200.00	\$ 1,890.00	\$ 590.00
Feb	\$ 1,575.00	\$ 750.00	\$ 275.00	\$ 355.00
March	\$ 1,600.00	\$ 1,725.00	\$ 1,715.00	\$ 1,130.00
April	\$ 1,150.00	\$ 825.00	\$ 1,170.00	\$ 1,695.00
May	\$ 2,550.00	\$ 3,600.00	\$ 1,400.00	\$ 1,560.00
June	\$ 2,500.00	\$ 1,025.00	\$ 1,555.00	\$ -
July	\$ 1,350.00	\$ 1,500.00	\$ 490.00	\$ -
Aug	\$ 1,100.00	\$ 1,200.00	\$ 765.00	\$ -
Sep	\$ 2,600.00	\$ 1,975.00	\$ 1,055.00	\$ -
Oct	\$ 1,450.00	\$ 3,648.32	\$ 1,575.00	\$ -
Nov	\$ 650.00	\$ 1,225.00	\$ 810.00	\$ -
Dec	\$ 1,125.00	\$ 175.00	\$ 1,181.00	\$ -
Total	\$ 17,925.00	\$ 18,848.32	\$ 13,881.00	\$ 5,330.00



**Development Permit Stats Comparison
2023 - 2026**

Data Summary - Yearly Development Permit Type by Count as of Report Date				
	2023	2024	2025	2026
New Residential-SF	36	24	29	8
Reno. Residential	2	4	9	1
Multi-Family Residential	0	1	0	0
Commercial	0	1	2	0
Commercial Renovation	27	27	11	8
Accessory Buildings	14	11	12	5
Secondary Suites	3	5	2	1
Industrial	0	0	0	0
Institutional	3	0	2	0
Demolition	0	0	0	0
Other (Signs/Decks, etc.)	80	75	67	24
Total	165	148	134	47

