



ANNUAL REPORT

2012-2013



TABLE OF CONTENTS

MESSAGE FROM THE MAYOR.....	3
CITY COUNCIL.....	4
MESSAGE FROM THE CITY MANAGER....	5
CITY ADMINISTRATION.....	6
WHERE YOUR TAX DOLLARS GO.....	7
STATEMENT OF OPERATIONS....	8
STATEMENT OF FINANCIAL POSITION....	9-10
A FEW POINTS ON PROPERTY TAX....	11-12
PLANNING & DEVELOPMENT....	13-14
INFRASTRUCTURE SERVICES.....	15-17
HUMAN RESOURCES.....	18
COLD LAKE & DISTRICT FCSS.....	19-22
COMMUNITY PEACE OFFICERS...	23-24
COLD LAKE FIRE-RESCUE...	25-26
ROYAL CANADIAN MOUNTED POLICE...	27
ENERGY CENTRE.....	28-31
COLD LAKE MARINA.....	32
THE CITY INVESTS IN YOU.....	33
STAYING ON TOP OF CITY INFORMATION....	34

ABOUT THE ANNUAL REPORT

Every year, the City of Cold Lake publishes an annual report to reflect on what has happened in the community. The annual report is a chance for the City to present residents the final numbers on expenditures, and to look at where we were - and where we wanted to go - when the year 2012 drew to a close.

Take a look through this book to find out what your elected officials and City administration were up to throughout 2012 and a little about the priorities they had set for 2013.

With a growing population, major infrastructure projects coming online and an increase in community events and programs, the City is excited to share all it has to offer with its residents and visitors.

If you have any concerns or questions, you can contact City Hall at 780-594-4494 or through email at city@coldlake.com.



MESSAGE FROM THE MAYOR

The City of Cold Lake entered 2012 with a sense of optimism after securing the Cold Lake Air Weapons Range deal, which now brings municipal tax revenue from Improvement District No. 349 to the City.

For the first time in a long time, Council was able to look beyond the City's immediate financial survival and set out a plan to fix our aging infrastructure - not only to fix existing issues throughout Cold Lake, but also to allow our City to grow.

The new revenue secured in the deal means that the growth our City sees from the expanding oil patch is no longer viewed only as a challenge - it is also a great opportunity.

We can now work to accommodate all new residents and provide the services everyone needs. Our plan is to support excellent recreational and social services for our residents while working as fast as possible to remedy aging underground infrastructure.

Already, residents are seeing construction sites all over the City. The work done will position Cold Lake to continue to expand as the retail hub of the Lakeland, welcome new residents seeking the opportunity that the Lakeland has to offer and ensure that the City of Cold Lake remains a beautiful, lake side community that is cherished by residents and visitors alike.

Yours,



Craig Copeland
Mayor, City of Cold Lake



CITY COUNCIL



**COUNCILLOR
BOB BUCKLE**



**COUNCILLOR
DUANE LAY**



**COUNCILLOR
VICKY LEFEBVRE**



**COUNCILLOR
DARRELL MACDONALD**



**COUNCILLOR
KELVIN PLAIN**



**COUNCILLOR
CHRIS VINING**

City of Cold Lake Council kept busy throughout 2012 and is looking forward to a very busy and challenging 2013 and 2014. In an effort to provide clear direction to administration and to manage resources, Council sets a list of its top priorities. The top 5 priorities currently are:

- Marketing Cold Lake
- Cold Lake Air Weapons Range Transition to Cold Lake
- Political Advocacy
- Annexation
- 10-Year Capital Plan Implementation

MESSAGE FROM THE CITY MANAGER

Right now the City of Cold Lake finds itself in the middle of an extensive capital reinvestment program. The program is designed to solve deficiencies in the City's infrastructure while positioning the community for years of expected growth.

This has all been made possible because Council has been able to adopt its first multi-year capital budget. This budget serves as a rough guideline for the community's future. It also gives administration the ability to prepare plans and engineering work on projects well ahead of their scheduled start dates which, in turn, allows administration to roll out projects as efficiently as possible.

Currently, the community has witnessed its first 18 months of the capital reinvestment program and we're seeing a lot of very big improvements. From the service roads in Cold Lake South, to Main Street, paving commercial back lanes, and 10th Street upgrades in Cold Lake North, major work is being done across the City. While there may be some growing pains in the interim, the benefit these projects will bring everyone in Cold Lake is a great cause for optimism.

And there's more than road work going on: A new Cold Lake and District Family and Community Support Services Centre is being built and a new Cold Lake Fire-Rescue Headquarters will follow shortly thereafter. Both will replace tired, old infrastructure and will allow important services in our community to be strengthened.

Over the next 10 years, the City of Cold Lake is slated to invest about \$270 million in infrastructure. While this is a great opportunity for the City, it does not come without its challenges. We will have to carefully watch construction costs and ensure that the City has well trained staff to maintain infrastructure and deliver programs. For years, staff have done an admirable job in maintaining infrastructure that is well beyond its life cycle - often in a booming economy that can make attracting and retaining personnel a challenge. Now, the capital reinvestment strategy will ensure that our staff has all the tools and resources needed to do what is expected of them.

I should also note that the City of Cold Lake provides updates to programs, services and projects on our Facebook Page. I would like to extend an invitation to the entire community to be friends, and to follow us through the exciting times ahead.

Yours,

*Kevin Nagoya
CAO, City of Cold Lake*



CITY ADMINISTRATION



Doug Parrish
*General Manager of
Public Services*

- Family & Community Support Services
- Seniors
- Museum
- Growth Management
- Community & Neighborhood Planning
- Strategic Land Development Planning
- Arenas & Sports Field Programming
- Information Centre/RV Park
- Cold Lake Energy Centre
- Development & Building
- Land Proposal Reviews
- Alberta Building Code Compliance
- Licensing & Permits
- Emergency & Protective Services
- Parks & Open Space
- Facility Maintenance



Linda Mortenson
*General Manager of
Corporate Services*

- Budget
- Customer Service
- Human Resources
- Information Technology
- Finance Administration
- Legal Services
- Property Assessment
- Insurance & Risk Management
- Record Management & Retention
- Cemetery
- Library
- Taxation
- Utilities
- Freedom of Information & Privacy
- Occupational Health & Safety
- Bylaws Policies
- Investments



Azam Khan
*General Manager of
Infrastructure Services*

- Water & Waste Water Treatment
- Fleet Maintenance
- Roadway Maintenance
- Airport Operations
- Water Distribution & Sewer Collection
- Integrated Waste Management
- Engineering Reviews
- Capital Infrastructure upgrades
- Development of Engineering Standards
- Federal & Provincial Environmental Compliance
- Geographical Information Systems
- Asset Management

WHERE YOUR TAX DOLLARS GO

If your home is assessed at \$300,000, your approximate tax bill in 2012 was \$2,897.

74% of this is municipal tax, which covers administration, emergency services, infrastructure, public health and welfare, planning and economic development and recreation and culture at the City level.

25% of this is education tax, which is levied by the provincial government and provides the province with a stable source of revenue to fund education province wide.

1% of this is the Lakeland Seniors Foundation requisition. The money collected through this requisition is used to fund improvements to seniors' lodge accommodations in the Cold Lake - Bonnyville area.



Infrastructure:
41 cents



Recreation &
Culture:
22 cents



Administration:
17 cents



Emergency
Services:
12 cents



Planning & Economic
Development:
6 cents



Public Health
& Welfare:
3 cents

The stacks of pennies illustrate the municipal services provided per dollar of expenditure by the City. It includes principal repayment on debt, but does not include amortization expenses, as these were not funded.

STATEMENT OF OPERATIONS

REVENUES

	<u>BUDGET</u>	<u>2012</u>	<u>2011</u>
Development Levies	---	841,593	745,283
Fines	120,000	200,037	110,361
Franchise and Concession Contracts	716,000	702,554	661,029
Government Transfers	1,155,756	1,335,807	1,360,633
Licenses and Permits	418,000	518,921	410,191
Net Taxes Available for Municipal Purposes	18,629,054	25,956,675	15,740,622
Other	182,750	354,150	232,412
Penalties and Cost on Taxes	172,000	254,346	208,931
Rentals	745,800	721,733	685,772
Return on Investments	80,000	875,771	406,930
Sales and User Charges	6,261,170	6,635,224	6,394,318
Total Revenues	28,480,530	38,396,811	26,956,482

EXPENSES

Administration	3,558,115	3,325,345	2,814,521
Amortization of Tangible Capital Assets	---	4,531,662	4,588,638
Fire and Emergency Services	729,796	671,114	609,718
Legislative	361,300	358,899	336,526
Other	3,633,706	690,000	32,500
Planning and Development	1,309,257	1,409,777	1,177,978
Police and By-law Enforcement	2,445,461	2,242,097	2,247,740
Public Health and Welfare	666,929	881,156	813,771
Recreation and Culture	5,080,107	5,007,651	3,964,818
Transportation Systems	4,997,056	4,088,502	3,922,211
Utility Systems	5,698,803	5,475,956	6,343,968
Loss on disposal of assets	---	5,359	378,688
Total Expenses	28,480,530	28,687,518	27,231,077

Deficiency of Revenues Over Expenses before Other	---	9,709,293	274,595
Other	---	---	---
Government Transfers for Capital	---	11,402,964	11,633,105
Public Contributions for Capital	---	1,332,802	4,159,389
Excess of Revenues Over Expenses	---	22,445,059	15,517,899
Accumulated Surplus, Beginning of Year, as Previously Stated	---	172,823,940	158,143,521
Prior Period Adjustment	---	837,480	---
Accumulated Surplus, Beginning of Year, Restated	---	173,661,420	158,143,521
ACCUMULATED SURPLUS, END OF YEAR	---	196,106,479	173,661,420

STATEMENT OF FINANCIAL POSITION



FINANCIAL ASSETS

	2012	2011
Cash and Short-term Deposits	7,606,697	17,580,575
Taxes and Grants in Place of Taxes and Other Receivables	822,146	830,807
Other Accounts Receivable	4,473,875	5,323,570
Land Held for Resale	1,433,200	1,792,000
Long-term Investments	25,216,018	14,002,975
Total Financial Assets	39,551,936	39,529,927

LIABILITIES

Accounts Payable and Accrued Liabilities	9,058,709	9,285,701
Deposit Liabilities	888,952	1,479,641
Deferred Revenue	4,846,672	10,173,174
Employee Benefit Obligations	586,244	604,265
Long-term Debt	29,108,115	19,707,934
Total Liabilities	44,488,692	41,250,715

NET FINANCIAL ASSETS (DEBT)

- 4,936,756	-1,720,788
--------------------	-------------------

NON-FINANCIAL ASSETS

Tangible Capital Assets	200,729,336	175,155,884
Inventory of Supplies and Materials	302,934	204,127
Prepaid Expenses	10,965	22,197
Total Non-Financial Assets	201,043,235	175,382,208

ACCUMULATED SURPLUS (see breakdown on next page)

196,106,479	173,661,420
--------------------	--------------------

DEBT LIMIT PROJECTIONS

Debt Limit, Dec. 31, 2012	55,591,506
Total Debt, Dec. 31, 2012	- 29,108,115
Unused portion of debt limit, Dec. 31, 2012	26,483,391
Debentures to be paid in 2013	1,304,604
New debentures to be taken in 2013	- 3,000,000
Overdraft - Line of Credit	- 1,000,000
Projected Debt Limit, Dec. 31, 2013	23,787,995

STATEMENT OF FINANCIAL POSITION

BREAKDOWN OF ACCUMULATED SURPLUS AS OF DECEMBER 31, 2012

Accumulated Surplus, Dec. 31, 2012		196,106,479
Equity in Tangible Capital Assets		171,621,221
Balance of Accumulated Surplus, Dec. 31, 2012		24,485,258
Surplus restricted by legislation or binding agreement		- 4,257,366
Surplus restricted internally for projects		
Administration	162,380	
Planning & Development	75,000	
Non-profit groups	151,136	
Parks, Sports Fields and Green Spaces	813,121	
Snow Removal	214,000	
Roads	1,547,998	
Infrastructure	4,555,304	
Vehicles and Equipment	1,245,512	
Facilities	2,676,561	
Total Internally restricted surplus, Dec. 31, 2012		- 11,441,012
Non-cash Item		- 7,043,120
Unrestricted Surplus, Dec. 31, 2012		1,743,760



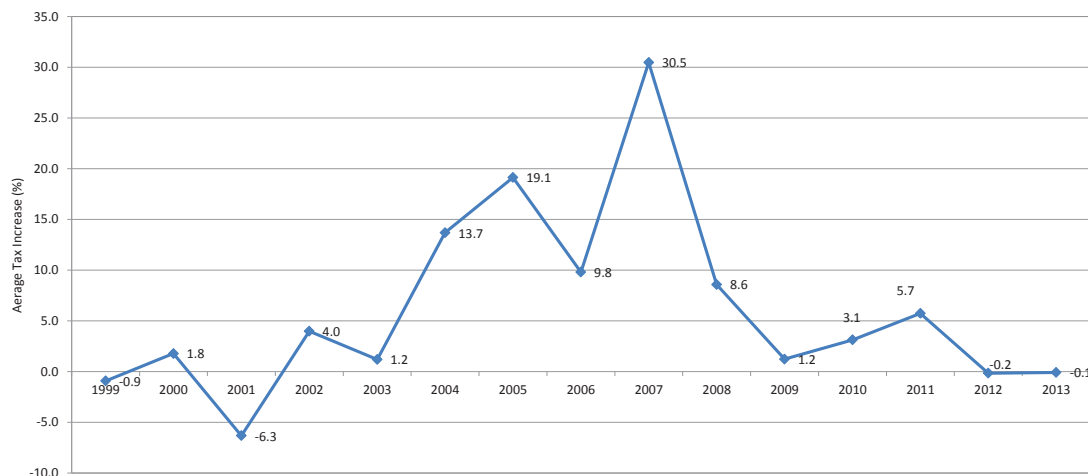
A FEW POINTS ON PROPERTY TAX

The average property tax paid per household in Cold Lake from 1999 to 2013 is shown in this graph. The figures include Municipal Property Tax, Provincial School Requisitions and Seniors Requisitions from the Province of Alberta. The blue line depicts the total tax percentage inclusive of municipal taxes, Seniors Fund and the Alberta School Foundation Fund. The green line depicts only the municipal tax percentage.

Average Residential Property Taxes/Household

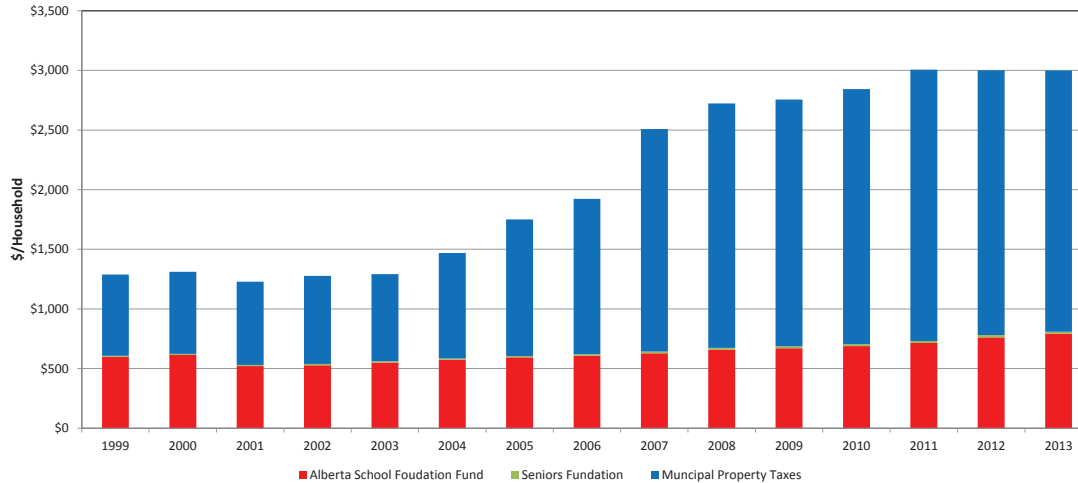


Average Residential Tax Increase/Decrease (Percentage)



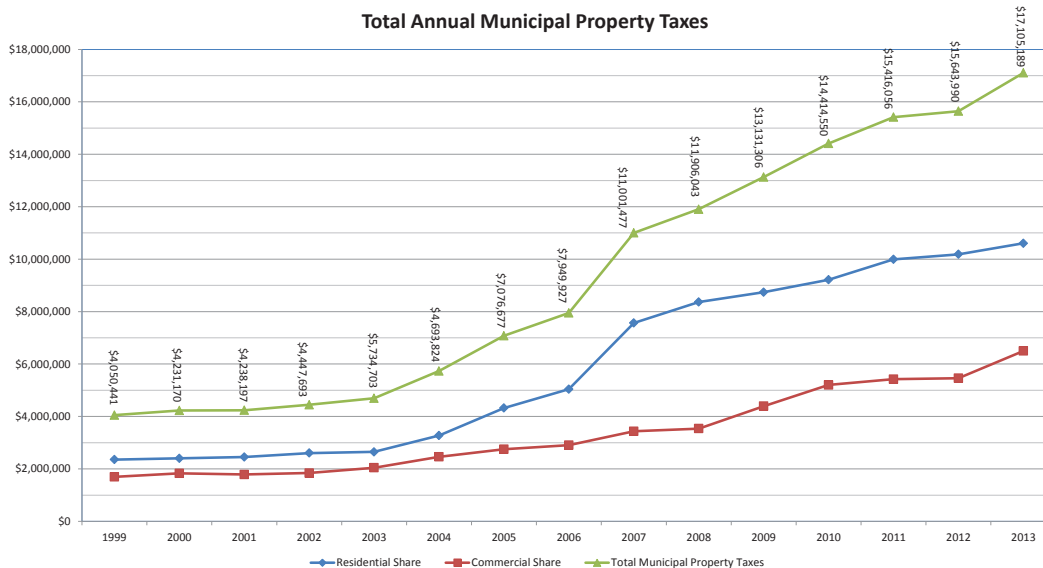
The amount of property tax paid can vary depending on the tax rate and developments in the community, including both residential and commercial properties. The philosophy on which types of property should either benefit from a tax decrease or bear a tax increase also has a significant impact. Property taxes are based on market value, including land and improvements. The municipal property tax rates are set annually by City Council. This graph shows the average tax increase or decrease.

Average Residential Property Taxes/Household



This graph provides a further understanding of the property taxes paid per household as it depicts a breakdown of the three (3) levels of property taxes: Municipal Property Taxes, Alberta School Foundation Fund and the Seniors Foundation.

Total Annual Municipal Property Taxes



This graph depicts the total property taxes and how they are collected between residential and commercial properties. The Commercial Share and Residential Share add up to the Total Municipal Taxes. This data does not include the Alberta School Foundation Fund or the Seniors Fund.

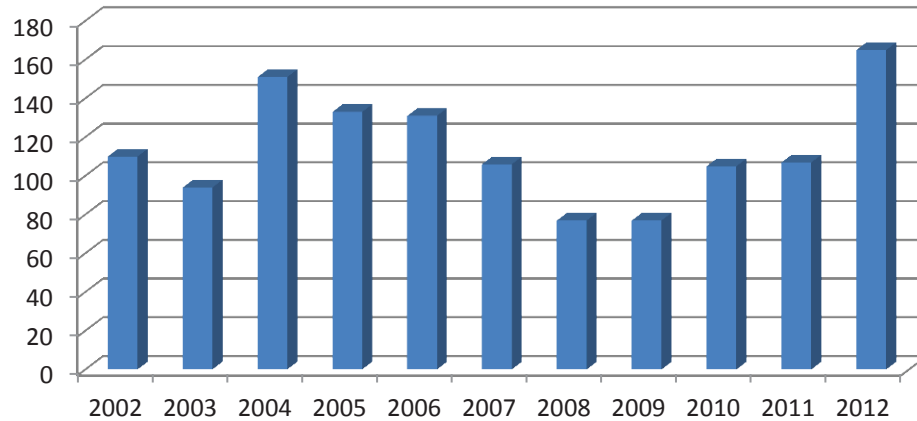


PLANNING & DEVELOPMENT

In an effort to support the growth of the community, Council has continued an incentive program for commercial districts within the City of Cold Lake. The Business Retention and attraction Incentive Program Policy remains in place for the 2013 calendar year. This policy was established in 2010 and provides a City-wide program for business property owners who enhance existing buildings, construct new buildings or additions to existing buildings, or those who demolish existing buildings. Participants in the program may be eligible for an improvement incentive, upon project completion, by way of a property tax rebate based on an increase in assessment resulting from the improvements. This program has resulted in a number of business owners reinvesting in the community with expansion or upgrades to their facilities.

Given the success of the commercial business program, Council recently focused on the housing opportunities within the community. The Multi-unit Rental Housing Incentive Program Policy was adopted in April of 2013 and sets out to encourage the development of multi-unit rental housing containing three or more dwelling units in order to promote the availability of a range of housing options in the community. Property owners who undertake developments that result in the creation of new multi-unit rental dwellings may be eligible for a financial incentive in the form of a reimbursement grant upon completion of the project. Initial response to the program is very positive and an assessment of the program's impact will be taken in 2014.

Housing Starts

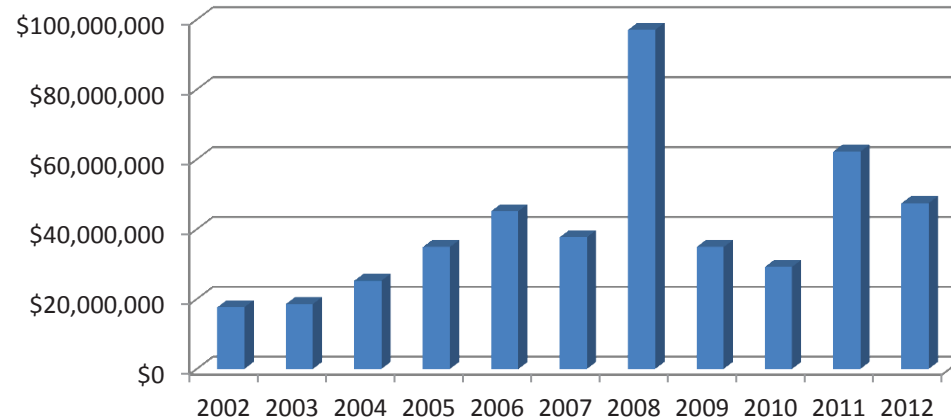


This chart represents the total number of building permits issued for residential buildings: Both single and multi-family dwellings in the City of Cold Lake.

The number of housing starts in 2012 was a record for the community, outpacing the City's previous banner year, which was in 2004.

This chart represents the assessed value of all the buildings for which permits were issued. Residential, commercial and industrial properties are included in the totals.

Value of Building Permits



INFRASTRUCTURE SERVICES

The City of Cold Lake's Infrastructure Services department encompasses many areas including Engineering, GIS (mapping), Water & Wastewater Treatment and Distribution, Waste & Recycling Fleet Maintenance and Roads.

In 2012, this department initiated the following projects:

PROJECT NAME	APPROXIMATE VALUE (ENGINEERING & CONSTRUCTION)	COMPLETION DATE
10 Street Rehabilitation & 12 Avenue (10 Street - 7 Street) Sanitary Sewer Upgrade	\$5,663,000	October 31, 2013
Building # 3 Lift Station Upgrade	\$710,000	December 31, 2012
Forest Heights Sanitary Sewer Trunk Extension Project	\$1,750,000	October 31, 2014
8 Street Improvement Project	\$1,100,000	October 31, 2013
54 Street Lane Storm Sewer & 51 Avenue Storm Extension	\$555,000	October 31, 2013
Annual Commercial Lane Improvement Program	\$300,000	September 20, 2012
Master Drainage Plan (Joint project with 4 Wing)	\$150,000	August 30, 2013
Cold Lake Lodge - Water Main Replacement (Joint Project with Municipal Affairs)	\$100,000	October 31, 2013
54 Street Sanitary Sewer Main Upgrade	\$1,565,000	October 31, 2013
Building 8 Lift Station & Force Main Improvement Project	\$2,210,000	August 31, 2013
Building 8 Upstream Sewer Improvement Project	\$994,000	August 31, 2013
Transfer Station/Landfill Intersection Improvements	\$772,000	August 31, 2013
47 Avenue Storm Sewer Trunk	\$150,000	August 31, 2013
Highway 28 Functional Design (54 Avenue - south City limits)	\$125,000	December 31, 2014
Building 4 Lift Station Improvement (Study Only)	\$125,000	October 31, 2014
Compost Pad Expansion	\$100,000	October 31, 2013

Many of the projects started by Infrastructure Services in 2012 entered their major construction phase in 2013. Most of the projects focus on alleviating flooding in areas of the City where aging infrastructure could not cope with demand. The work done will both remedy existing infrastructure shortfalls, while taking into account the capacity required by future growth in the City of Cold Lake.

10 Street (9 Ave – 16 Ave) Rehabilitation & 12 Avenue (7 St – 10 St) Sanitary Sewer Upgrade

The existing sanitary sewer trunk on 10 Street collects wastewater from a large part of the East side of Cold Lake North and is the only sanitary sewer trunk available to provide wastewater collection services to future residential subdivisions in this area. This sewer system is below capacity; the existing sanitary sewer trunk on 10 Street is 200mm in size and is being upgraded to sections of 300mm and 375mm line to meet current and future flow requirements. The existing sanitary sewer trunk on 12 Avenue is 200mm in size and will be upgraded to 375mm to meet the current and future flows. The project also includes the installation of new 450mm and 375mm storm water mains. High groundwater levels are present in this area. The catchment area for 10th Street storm water is more than 25 hectares with a steep downhill slope from 16 Avenue to 8 Avenue. There is currently no storm water main on 10 Street meaning all storm water runs on roads, back alleys and through private property towards 8 Avenue. This results in storm water flooding and significant damage to private properties during extreme weather events. In addition to the sanitary sewer and storm water upgrades, all service saddles on the 10 Street water mains will also be replaced. When the underground utilities are upgraded the road surface will be restored to urban asphalt standard including concrete repairs (curb, gutter and sidewalk).

Building 3 Lift Station Upgrade

This project compliments and is a must to pursue the 10 Street Rehabilitation Project. The Building 3 Lift Station receives and pumps all sewerage generated in the eastern side of Cold Lake North. Currently the sewage reaches Building 3 through a series of sanitary sewers that are typically 200mm pipes and the main feed to Building 3 is coming from 10 Street – the 10 Street line is being upgraded to 450mm. In addition, the existing wet well only has 5 cubic meters of capacity. To improve capacity in line storage is being installed; this line will be 450mm. Upgrades to Building 3 Lift Station will provide the required capacity under peak demand and will accommodate future flows.

Building 8 Lift Station, Force Main and Upstream Improvements

Building 8 Lift Station receives all the sewage from west side of Cold Lake South. Building 8 will receive mechanical upgrades and a face lift to the outside of the building. The Building 8 Force Main is being upgraded from a 200mm diameter to a 350mm diameter and sewer lines upstream of Building 8 require up-sizing and replacement. All components of this project will improve performance and increase capacity of the sanitary sewer system in Cold Lake South West.

Annual Commercial Lane Improvement Program

This program is a new initiative by the City of Cold Lake in which two lanes in commercial districts will be upgraded to an asphalt standard annually.



HUMAN RESOURCES

The City of Cold Lake Human Resources Department consists of four staff: the HR Manager; HR Assistant; Payroll and Benefits Administrator and the Safety Advisor. The entire department is dedicated to assisting staff members with issues related to Human Resources, Pay & Benefits and Health & Safety.

The Human Resources department provides services to all employees within the City of Cold Lake by fostering a culture built on corporate values, promoting employee well-being and continually striving to be a competitive employer that attracts and retains qualified staff for the City.

The City of Cold Lake also offers a competitive wage and compensation and benefits packages. One major benefit of working with the City of Cold Lake is our belief in promoting within the organization, where able, through education and on the job training.

Those wanting to become part of the City's team are encouraged to apply to open positions by mail, email, fax or by dropping off their resume and application at City Hall. All job openings are available to view online at www.coldlake.com and also weekly in the Cold Lake Sun.

Human Resources contact information:

City of Cold Lake

5513-48 Avenue

Phone: 780-594-4494

Fax: 780-594-4041

Email: humanresources@coldlake.com

City of
Cold Lake

Become a part of our team!



- ◆ Training and development
- ◆ Flexible work schedule
- ◆ Competitive wages





- ◆ Safe working environment
- ◆ Advancement opportunities
- ◆ Exceptional benefits package



Start a new career with us and make
a difference in your community.

www.coldlake.com

COLD LAKE & DISTRICT FCSS

Cold Lake and District FCSS continues to work in partnership with the community to provide locally driven, preventative social initiatives which aim to improve the quality of life for individuals and families.

Community Development Grants are reviewed once a year and the 2012-2013 recipients were as follows:

2012 COMMUNITY DEVELOPMENT GRANTS

COMMUNITY GROUP	PROGRAM NAME	GRANTED
Cold Lake Seniors Society	Program Coordination	\$18,000.00
Cold Lake Victim Services	Survivors of Suicide Training for the Caregiver	\$3,830.00
Dr. Margaret Savage Crisis Centre	Healthy Babies	\$8,225.00
Cold Lake Bully Free	Building Community Resiliency through Bully Prevention Activities	\$5,000.00
4 Wing MFRC	Power It Up Conference	\$11,900.00
Cold Lake Public Library	Welcoming Spaces and Information Savvy Community	\$15,500.00
4 Wing MFRC	Family Fridays	\$1,200.00

TOTAL COMMUNITY DEVELOPMENT GRANTS

\$63,655.00

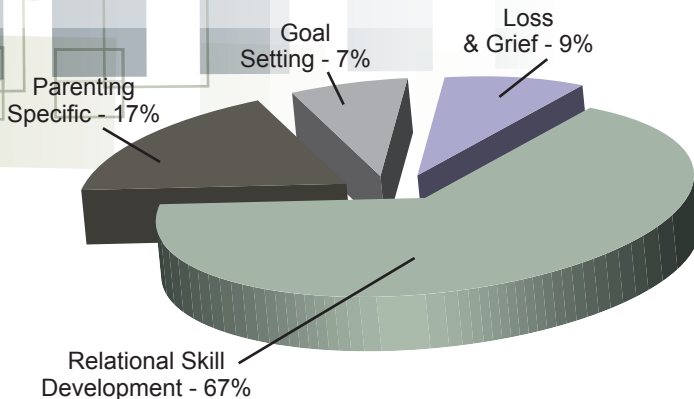
Special Project Grants are reviewed throughout the year and were distributed as follows:

2012 SPECIAL PROJECTS GRANTS		
COMMUNITY GROUP	PROGRAM NAME	GRANTED
Cold Lake Interagency Committee	Cold Lake Interagency	\$2,000.00
North Star Elementary	Early Childhood Screening	\$2,000.00
4 Wing MFRC	Leaders of Tomorrow	\$500.00
Cold Lake Middle School	Community Service Day	\$450.00
Cold Lake Middle School	Leadership / Service Learning	\$2,000.00
4 Wing MFRC	Much Music Dance Video	\$1,595.00
Cold Lake Victim Services	A Better Way	\$2,000.00
Cold Lake Victim Services	20th Anniversary	\$2,000.00
Lakeland Centre for FASD	Make it a Mocktail	\$2,000.00
Women of Influence Committee	Cold Lake Awards Night	\$1,800.00
TOTAL SPECIAL PROJECT FUNDS		\$16,345.00

The Parent Link Centre reported the following attendance at regular programs in 2012:

PROGRAM ATTENDANCE	YEAR ENDING 2012
Monday am: Artists' Corner	1,331
Monday pm: Artists' Corner	390
Tuesday am: Make Shake and Take	1,801
Tuesday pm: Make Shake and Take	540
Wednesday am: Music	1,735
Wednesday Play in the Park/Music	891
Thursday am: Around my World	1,680
Thursday pm: Around my World	417
Friday am: Energy Centre	1,452
Friday pm: Post-Partum Depression Drop-In	428
TOTAL VISITS DURING REGULAR PROGRAMS	10,665

COACHING ISSUES

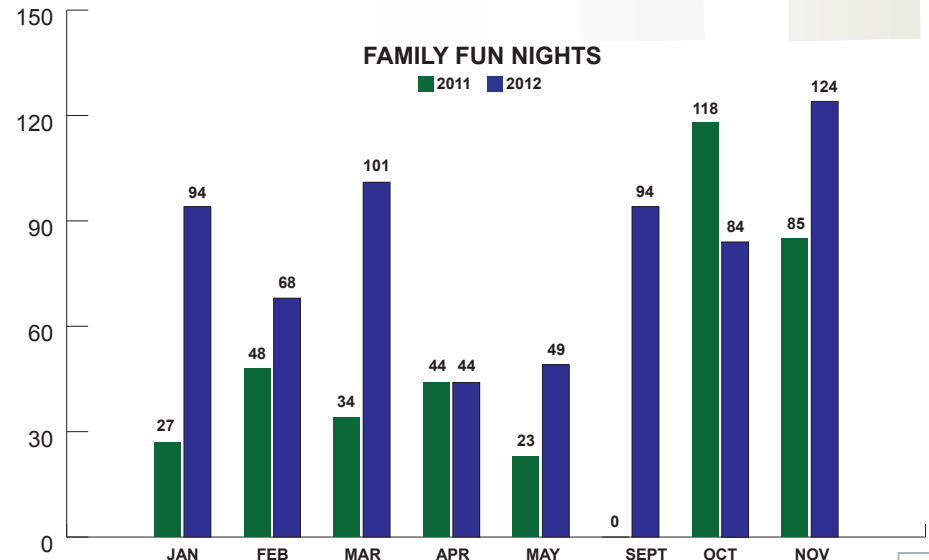
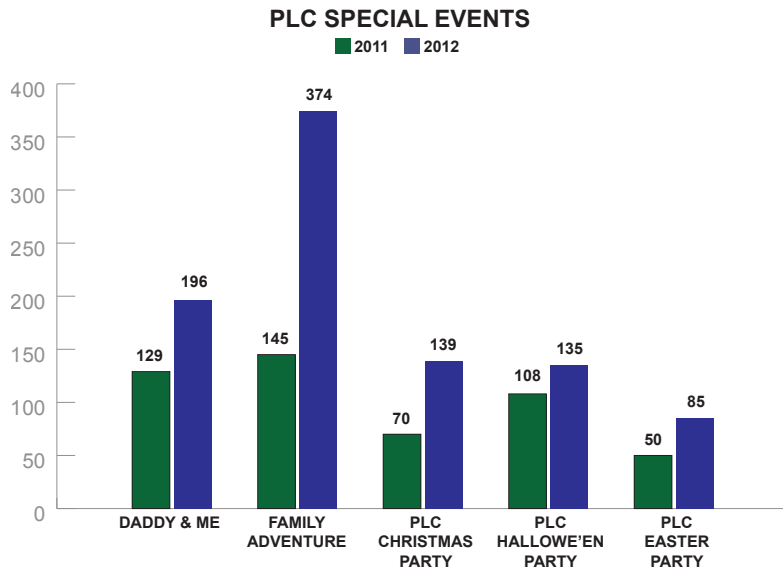


In addition to regular programs, the Parent Link Centre delivers a number of events for target audiences and during special occasions (Christmas, Easter, and Halloween).

The following special events were delivered by the Parent Link Centre in 2012 surpassing all targets from 2011. In addition, the program Mommy and Me which promotes mother-child interaction through song, craft and play was introduced in January of 2012 and had a total of 327 in attendance. Family Fun Nights continue to grow in popularity.

Some key highlights to look for in the years ahead will include:

- To better serve the community Cold Lake and District FCSS will be restructuring its program level staff positions. This restructure will improve direct service delivery to patrons and reduce administrative time.
- Construction will begin on a new FCSS/ Parent Link Centre with expectations to move into the new location by Spring 2014.
- Launch of a new FCSS mascot to aid in the promotion of character development/ education.
- The continued development of the Regional Welcoming and Inclusive Communities.
- Continued work on community priorities and action plans set during the “Cold Lake Community Summit” and resulting from the Social Needs Assessment.
- A focus on the prevention of bullying within various sporting organizations in the Cold Lake area.
- Development and implementation of a Volunteer Corporate Council to promote volunteerism as a company policy and encourage participation by large and small business in community engagement initiatives.
- Enhanced engagement of parents to lead activities and provide supervision during PLC programs and special events.
- Innovative strategies to get parenting information into the hands of parents who require it.
- Ongoing promotion and facilitation of community partnerships between organizations.





COMMUNITY PEACE OFFICERS

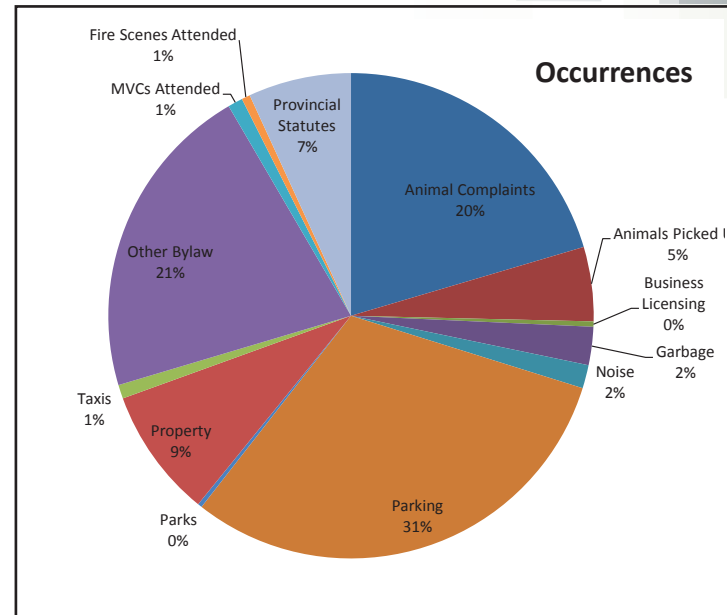
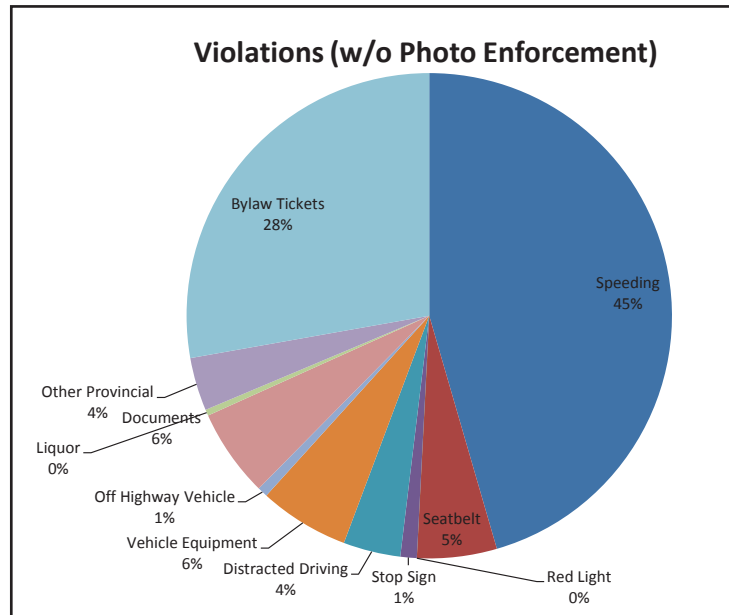
Municipal Enforcement - 2012 Peace Officer Statistics by Month and Category

Violations:	January	February	March	April	May	June	July	August	September	October	November	December	YTD
Speeding	24	84	58	66	29	25	25	17	1	1	4	0	334
Seatbelt	1	2	29	3	4	0	0	0	0	0	0	0	39
Red Light	0	0	0	0	0	0	0	0	0	0	0	0	0
Stop Sign	3	4	0	0	0	0	0	0	0	1	0	0	8
Distracted Driving	3	9	8	3	0	2	1	0	0	0	1	1	28
Vehicle Equipment	2	10	8	6	10	7	0	0	0	1	0	0	44
Off Highway Vehicle	0	0	0	0	0	0	3	2	0	0	0	0	5
Documents	4	4	13	9	1	5	5	2	0	0	0	0	43
Liquor	0	1	0	0	0	0	2	0	0	0	0	0	3
Other Provincial	7	4	1	1	0	6	3	1	3	0	0	0	26
Bylaw Tickets	0	13	3	0	1	21	88	66	2	1	5	4	204
Photo Enforcement	0	133	67	70	65	149	46	56	80	0	0	0	666
Total	44	264	187	158	110	215	173	144	86	4	10	5	1400
Occurrences:	January	February	March	April	May	June	July	August	September	October	November	December	YTD
Animal Complaints	20	18	22	27	6	29	47	56	26	17	14	7	289
Animals Picked Up	4	3	6	8	12	5	5	4	7	7	3	6	70
Business Licensing	0	0	0	0	1	1	0	0	2	1	0	0	5
Garbage	1	3	1	1	4	5	4	3	4	0	4	6	36
Noise	1	1	0	7	3	2	3	1	0	1	2	1	22
Parking	12	14	21	5	10	52	86	71	111	40	7	6	435
Parks	0	0	0	1	1	1	1	0	0	0	0	0	4
Property	7	3	6	2	5	35	21	21	9	3	6	4	122
Taxis	0	1	2	3	1	2	0	0	0	2	1	1	13
Other Bylaw	6	12	17	36	19	33	59	34	15	19	41	9	300
MVCs Attended	4	0	2	2	0	1	0	1	1	1	0	2	14
Fire Scenes Attended	1	0	3	0	0	2	1	0	0	1	0	0	8
Provincial Statutes	3	5	3	7	7	10	14	7	16	6	9	10	97
Total	59	60	83	99	69	178	241	198	191	98	87	52	1415
Grand Total	103	324	270	257	179	393	414	342	277	102	97	57	2815

The City of Cold Lake's Municipal Enforcement Department's mission is to provide the highest level of service to the residents in our community by performing its duties in a professional, transparent and efficient manner ensuring our City remains a safe and enjoyable place to live.

Some of the roles the Peace Officers have are:

- To promote and contribute to the safety and well-being of the City and its citizens through education and enforcement.
- Conduct proactive patrols and enforce certain municipal bylaws and provincial acts.
- Provide animal control for the City and for 4 Wing.
- Respond to complaints from the citizens.
- Assist other agencies, such as RCMP, Fire, Ambulance, during emergency incidents.
- Assist with special events such as Canada Day, Race the Base, Santa Claus Parade, etc.
- Operate the City's photo enforcement program.



COLD LAKE FIRE-RESCUE



Cold Lake Fire-Rescue was created via bylaw in 1998 by amalgamation of the former Towns of Grand Centre and Cold Lake fire departments.

Cold Lake Fire-Rescue serves the City of Cold Lake, a large portion of the Municipal District of Bonnyville and Cold Lake First Nations, with occasional responses into Saskatchewan. Cold Lake Fire-Rescue has 3 full-time personnel and 60 paid-on-call firefighters.

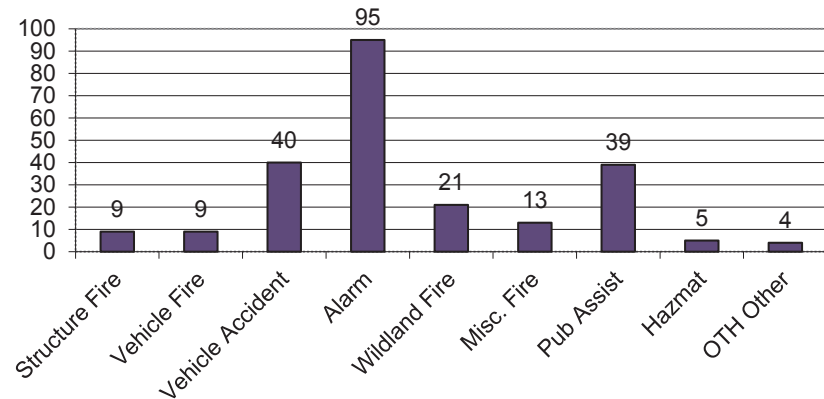
The service operates two fire stations, the Lake District and the Downtown District.

In 2012 the men and women of Cold Lake Fire-Rescue continued to give their time in support of making the City of Cold Lake a safer community.

- 3,018 hours: Tuesday night weekly skills maintenance and meetings.
- 4,542 hours: Fire call turnout for 235 fire calls.
- 950 hours: Extra Duty Hours (This number includes Duty Crews done every two weeks to keep the stations in order, teaching courses locally and regionally, as well as special project work)
- 4,244 hours: Volunteer Hours (This number includes additional training, work around the fire stations, supporting local charities, parades, etc.)



FIRE RESCUE: INCIDENTS BY TYPE





HONOURABLE MENTIONS:

- In 2012, six members received the Alberta Emergency Services Medal (Provincial Medal for 12 years of service):
Captain Carry Grant; Captain Ken Isaacs; Captain Barry McLaughlin;
Firefighter Chris Morrison; Firefighter Danny Rust; Dispatcher Tracy Spears
- Five members received the Fire Services Exemplary Service Medal (Federal Medal for 20 years of service):
Deputy Fire Chief Hugh McKay (20 year medal); Assistant Chief Brent Stasuik (20 year medal);
Captain Dave Fitch (30 year bar); Captain Carry Grant (20 year medal plus 30 year bar); Captain Norm Hollis (20 year medal)
- Fire Chief Jeff Fallow received the Queen Elizabeth II Diamond Jubilee Medal (Federal medal created to mark the 60th anniversary of the accession to the throne of Queen Elizabeth II).
- The Cold Lake Fire-Rescue Extrication Team competed in Provincial Challenge and was the top extrication team in Alberta. They also won Top Incident Commander, Top Medic and Top Technical Team.

FIRE-RESCUE: INCIDENTS BY MONTH

MONTH	TOTAL	SF Structure Fire	VF Vehicle Fire	VA Vehicle Accident	AL Alarm	WF Wildland Fire	MF Misc. Fire	Pub Assist	Hazmat	OTH Other	CITY	MD	SASK
Jan	21	1	1	3	9	0	2	3	2	0	15	6	0
Feb	15	0	1	0	6	0	2	4	1	1	12	3	0
Mar	19	1	0	4	5	2	1	6	0	0	12	7	0
Apr	16	1	0	4	3	5	2	1	0	0	6	9	1
May	23	0	1	3	7	9	0	2	1	0	10	12	1
Jun	21	4	0	4	8	1	2	2	0	0	14	7	0
Jul	27	0	4	4	11	0	1	6	1	0	21	6	0
Aug	16	0	0	3	11	0	0	1	0	1	15	1	0
Sep	27	0	0	7	12	1	1	6	0	0	19	7	1
Oct	18	0	0	1	10	1	2	3	0	1	16	2	0
Nov	20	2	0	3	10	2	0	2	0	1	15	4	1
Dec	12	0	2	4	3	0	0	3	0	0	5	5	2
	235	9	9	40	95	21	13	39	5	4	160	69	6
	100.0%	3.8%	3.8%	17.0%	40.4%	8.9%	5.5%	16.6%	2.1%	1.7%	68.1%	29.4%	2.6%

ROYAL CANADIAN MOUNTED POLICE

In 2012, the Cold Lake detachment of the Royal Canadian mounted police had a detachment strength of 33 personnel comprising of the following categories of employees:

1 Staff Sergeant
1 Sergeant

4 Corporals
22 Constables

4 Municipal Employees
2 Public Servants

The detachment area is geographically very large and diverse with policing responsibilities to the City of Cold Lake, MD of Bonnyville, Cold Lake First Nations and the Elizabeth Métis Settlements.

The RCMP at Cold Lake is fortunate to have the resources to provide all residents and communities we serve 24 hour policing every day of the year. Ensuring that on duty RCMP members are available at all times, promotes greater service delivery and timely responses.

Cold Lake Detachment has three Watches of Personnel who provide first responder duties and investigations to the communities. Each watch works under the direct supervision of a Corporal Supervisor.

Each year the RCMP prepares a complete and comprehensive annual report to reflect policing services provided to the Cold Lake Region. The report also contains annual statistics for the Cold Lake Victim Services Society. Anyone who is interested in obtaining the entire report is encouraged to contact the Cold Lake RCMP Detachment at 780-594-3302 extension 0.



City of Cold Lake Comparison	2012 Total	2011 Total
Traffic Offences (Criminal Code)	279	254
Other Traffic Offences	1,878	1,201
Provincial Statutes	430	195
Other Criminal Code	795	774
Drug Enforcement	76	105
Crimes Against Persons	452	352
Crimes Against Property	1,240	1,040

COLD LAKE ENERGY CENTRE

2012 was a busy year for Events at the Cold Lake Energy Centre. Not only did the City of Cold Lake become the venue sponsor for numerous events in the Reid Field House, such as the Hearts for Healthcare gala and the Chamber of Commerce Home and Leisure Trade Show, but the City also hosted numerous concerts and comedy shows. While these shows were all a huge success, the July Snoop Dogg event was a concert highlight, selling out within hours of the announcement and providing entertainment to the community that is typically found in larger cities. Canadian comedian Brent Butt was also a highlight of the year, performing in February to a crowd of 1,000 people.

	NUMBER OF PARTICIPANTS	TOTAL REVENUES
FACILITY DROP-INS	4,160	\$26,400
PROGRAM DROP-INS	406	\$4,932
PROGRAM REGISTRATIONS	6,637	\$73,000

	2012 NUMBERS
NEW MEMBERS	660
RENEWED MEMBERS	1,985
EXPIRED MEMBERS	1,077



In addition, the City of Cold Lake also hosted the following events at the Energy Centre:

- Country superstar Billy Currington
- Creedence Clearwater Revisited
- SNL comedian and actor Jay Mohr
- Big Sugar featuring reggae legend Willi Williams
- CNWA Wrestling
- Busytown Busy

Facility bookings at the Energy Centre included a variety of meetings and special events such as:

- Chamber of Commerce Business of the Year; Urban Affairs Women's Show; FASD Fundraiser; Cold Lake Entertainment Society's Lobstar Bash; Relay for Life; Remembrance Day; MADD Choices and Consequences; ATCO Showcase; Imperial Oil Neighbor Night; The Huron Carole; Theory of a Deadman; Trailer Park Boys; Holiday Parties; Much Music Dance Parties; OSUM Aboriginal Women's Conference; NLSD General Assembly; Assumption High School Graduation; Curtis Hargrove Celebration; Lakeland Catholic Schools Luncheon

The City of Cold Lake also presented numerous community celebrations including Family Day, Canada Day, Aqua Days and Community Registration Day. Family Day and Community Registration were sponsored and planned in collaboration with Personnel Support Programs at 4 Wing, and each earned attendance from more than 1,500 community members. Canada Day saw more than 5,000 community members, who enjoyed family activities throughout the day followed by fireworks at dusk.

In addition, the tradition of Aqua Days continued in August, with water-themed activities during the day and fireworks and a concert at the Marina at dusk. A new addition to community events was added in 2012, offering the community an opportunity to celebrate Easter together at Easter Sunday Fun Day. A scavenger hunt, inflatables, crafts and a petting zoo entertained approximately 1,500 attendees.

These events continue to attract a diverse clientele to the Energy Centre. In addition, steady sports bookings with Lakeland Lacrosse, Cold Lake Minor Soccer, local schools, and various other user groups have kept the field house occupied throughout the prime months of the season.



FITNESS PROGRAMMING

In 2012, programs ended with sales of more than \$73,000.00, which equals close to 7,000 class registrations.

Eighty-two different types of fitness programs were offered throughout the year including Kinesis, Boot camp, Yoga, Easy line, Zumba, Zumbatomic, Strollercise, Totally Tabata, Body sculpt, Cardio Combat, Cardio shred, Kettlebell classes, Pilates, Spin, Kickboxing and MMA programming. Some of the new specialty programs that were brought to us this year included Fit for Formal, the Lose it program, walking and running group, and Alberta Fitness and Leadership courses.

We offered programming that targeted the youth such as: Paint a Poppy night, Celebration of Creative Expression, No School Wild Child and No School Fitness Fun Days. The Paint a Poppy Night was one of the most successful additions to 2012, with an abundance of art work being created by youth, showing an overwhelming support for our veterans at the Remembrance Day celebrations.

Seniors day was also offered in June as a repeat program and was successful in bringing in over twice the numbers compared to the previous year.

RECREATION PROGRAMMING

Recreational bookings throughout City facilities, sports fields, and parks continue to be strong with increases each year. In addition, the following recreational programs were offered:

- Santa Claus Parade - 2012 saw around 44 participants in the Santa Claus parade. The weather was a little cold, but everyone who registered showed up and participated. The streets were filled with spectators. City staff hope to add music for the 2013 parade.
- Summer Day Camp – We held the Summer Day Camp at the Cold Lake Energy Centre. Our attendance was up this year from previous years and the kids participated in field trips, swimming, outdoor activities, played sports and made crafts every week. The camp had 86 children register with a total revenue of just over \$21,000.

- No School Fitness Fridays - This program was full each month. The children participated in swimming, Zumba, skating, tag, gymnastics, dodge ball, sledding, races, stretching class and more. Organizers hope to hire casual staff to help better cover all the dates in the future.
- North Arena - The North Arena opened on September 4 in 2012. The weekend bookings were down from previous years. Total revenues were just over \$144,680.
- Imperial Oil Place Arena - The Imperial Oil Place arena opened October 15, 2012. Staff experienced some growing pains with the opening of the arena, including issues with the new ice plant. Staff were able to maintain the ice surface despite some ice plant down time, and the arena's first concert. Total revenue from this year was \$50,737.80. The Cold Lake High School and Bridges School began to book the arena to use for their gym classes.



- Energy Centre Field House Sports - This year we had a number of organizations book the field house. Some of the organizations who booked the field house regularly were Cold Lake Minor Soccer, Men's Soccer, Ladies Soccer, Lakeland Lacrosse and the Cold Lake High School.

- Field Usage - This year everything went well with the soccer and baseball fields. We had lots of rain which helped with softening the fields. We fertilized, aerated, top dressed, over seeded and thatched all of the fields this year. The Parks and Rec staff started to build the dug outs this year at the baseball fields. Irrigation systems are planned to be installed in the soccer and rugby fields by the end of 2013 and in the base ball diamonds by the end of 2014.

COLD LAKE MARINA

2012 was a transition year at the Cold Lake Marina. Adjustments to the philosophy on how slips are allocated created some issues for users but also alleviated concerns for others. The new philosophy focused on increasing the widths of the pier channels by relocating larger vessels. These changes will help to improve safe navigation of the marina channels and place boats appropriately in each slip. Updates from the 2012 season include:

- Marina slip allocations – the Marina was close to 100 per cent capacity on rentals for the season. The pier replacement project reduced the number of slips by 8 and resulted in a slight reduction in revenues from 2011 as a result. However, significant increases to fuel revenue, daily and yearly launch passes and casual slip rentals resulted in acceptable revenue results.
- Marina security – Primco Dene continued to provide overnight security at the Marina. The season was not without incidents, however, there were fewer incidents resulting in stolen/vandalized, or damaged items.
- Weed Cutting – in early August, aquatic vegetation was cut in the Marina Basin. The City's Water Act permit allows for 1 cutting per year to a depth of 1 meter. This was completed. The City will continue to work towards reducing the amount of weeds floating in the basin following cutting.
- Minor projects – Summer staff were active on the marina grounds with painting, minor R&M projects, and cleaning.
- Marina Pier Replacement Project – phase 1 of the pier replacement project occurred with no issues. Staff began removing existing piers as soon as the ice broke and completed Pier 1 and 3 within 7 days, which meant no lost time for boaters.

We feel that service levels were much improved in 2012. We made some significant adjustments to how we managed the facility, including the implementation of a new policy for the operations and allocation at the marina, and were able to successfully manage the season. We will continue to work to improve the service levels at the facility.



THE CITY INVESTS IN YOU

City of Cold Lake Council allocates funding in each budget to support the groups and events in the community. Each request is considered and the City strives to make fair contributions that make a difference in Cold Lake and to the individuals who dedicate their time to these deserving causes.

Some funding is also distributed after recommendations are made by organizations such as the Cold Lake and District Family and Community Support Services and the Recreation and Culture Advisory Committee.

In 2011, the City of Cold Lake proudly supported many local events and organizations on behalf of our residents with a total of more than \$900,000

Here are some them...

Assumption Parrish
St. John the Evangelist Anglican Church
North Star Elementary
4 Wing Cold Lake
4 Wing MFRC
Cold Lake Middle School
Cold Lake Victim Services
Cold Lake Agricultural Society
Cold Lake Public Library
Dr. Margaret Savage Crisis Centre
Lakeland Humane Society
Cold Lake Senior's Society
Alpine Ski Society
Lakeland Gymnastics Club
Cold Lake Minor Hockey
Community Futures Lakeland
Cold Lake Minor Soccer

Cold Lake Museum Society
Cold Lake Elementary School
Hearts for Healthcare
Kinosoo Performing Arts
Stollery Children's Hospital
MADD
Lakeland United Way
Lakeland Relay for Life
Grand Centre Lions Club
Sailing Association
Royal Canadian Legion
St. Dominic's Elementary School
Native Friendship Centre
RCMP
Chamber of Commerce
Portage College
Cold Lake Entertainment Society



STAYING ON TOP OF CITY INFORMATION

Visit us at our website at **www.coldlake.com** for the most current City of Cold Lake information.

The City of Cold Lake has it's own Facebook page! "Like" us and get regular updates on City events, programs and projects.



Also, check out the City Page in the Cold Lake Sun every Tuesday. There is always something new and exciting to read about.

Listen every other Wednesday morning at 7:00 on 95.3 K-Rock to "Feedback with Mayor Craig Copeland."



COMMUNITY UPDATE

RUN X FUN = MULTIPLICATION MADNESS
 Just in time for back to school comes a fun twist on running, games and math! Get your young mathematicians thinking about how to run 10 times faster through a variety of learning styles. Snacks included!
 * Scarless Chamomile
 * Oxye Daisy
 * Canada Thistle
 All snacking must be tagged and tied in plastic. Please do not drop them off in the regular compost pile. Inquire at the Transfer Station for the specific dump site.

Thinking of running for council?
 Candidate packages available online:
www.coldlake.com/Gov/Elections2013
 or stop by City Hall at:
 5513-48 Avenue, Cold Lake
 780-594-4494

Intergenerational Ice Cream Social
 For families with or without children
 Bring your whole extended family and reach out to members in our community with a shared meal. Enjoying Scones from Long Term Care? We will send to Elbow River and there is a easy ice cream social. Activities and a raffle provided. Please register if your family is willing to push a wheelbarrow during the walk.
 Date: Wednesday, August 21
 Time: Meet at 12:45 pm, return around 2:30 pm
 Place: Meet at Long Term Care, Cold Lake Hospital, walk to Elbow River. Meet at Long Term Care
 Cost: FREE (registration is recommended but not required)
 Call 780-594-4494 for more info.

PUBLIC NOTICE
 Please note that on Saturday, August 17th from 11:00 am to 1:00 pm 20 parking stalls at the marina parking lot will be reserved for use in an Antique Car Show.

Volunteer Opportunity of the Week
 Disaster Management Volunteer Canadian Red Cross
 Respond to disasters in a timely manner to assist clients with immediate needs. Registered Red Cross in the community and help to build a strong and efficient disaster management team. MEET NEW PEOPLE - HELP A CAUSE - HAVE FUN
go.volunteer.ca
 This volunteer is brought to you by:
 Visit www.redcross.ca or call 1-800-387-0808 for more information.

SAVE THE DATE
 Visit the FCCS at the Energy Centre booths during Community Registration Days!
 Saturday, August 18th
 9:00 am - 3:00 pm
 Call for more information

Contact us: 5513 - 48th Avenue, Cold Lake, Alberta T9M 1A2 Phone: (780) 594-4494 www.coldlake.com

CITY FACILITIES

Cold Lake Energy Centre

102 7825-51 Street
780-639-6400

Public Works Shop

1515-16 Street
780-594-4496

Water Treatment Plant

102-10 Street
780-594-4498

Cold Lake Marina

802 Lakeshore Drive
780-639-3316

North Arena

1730-6 Street
780-639-2936

Special Transportation

5607- 54 Street
For bookings: 780-207-2568
For inquiries: 780-594-4495

Cold Lake & District FCSS

5607- 54 Street
780-594-4495

Cold Lake Transfer Station

780-812-9198

Cold Lake Golf & Winter Club

780-592-5341

Cold Lake Fire Rescue

718-10 Street
5205-55 Street
780-594-4494

Cold Lake Peace Officers

5513-48 Avenue
780-594-1345

Cold Lake RCMP

4710-55 Street
780-594-3302

CITY HALL

5513 - 48th Avenue
Cold Lake, Alberta T9M 1A1
Phone (780) 594-4494
Fax (780) 594-3480

Open Monday to Friday - 8:30 am to 4:30 pm

