

**Building Permit Statistical Comparison
2022 - 2025**

Report ending June 2025

2022		
January		
New Residential-SF	\$ 363,839.70	2
Reno. Residential	\$ 10,000.00	1
Multi-Family Residential		
Commercial		
Commercial Renovation		
Accessory Buildings		
Secondary Suites		
Industrial		
Institutional		
Demolition		
Other (Decks/Signs, etc.)	\$ 15,000.00	2
Total	\$ 388,839.70	5

2023		
January		
New Residential-SF		
Reno. Residential	\$ 80,800.00	3
Multi-Family Residential		
Commercial		
Commercial Renovation		
Accessory Buildings	\$ 23,500.00	2
Secondary Suites		
Industrial		
Institutional		
Demolition	\$ 4,500.00	1
Other (Decks/Signs, etc.)	\$ 41,700.00	4
Total	\$ 150,500.00	10

2024		
January		
New Residential-SF		
Reno. Residential	\$ 50,607.44	2
Multi-Family Residential		
Commercial		
Commercial Renovation		
Accessory Buildings		
Secondary Suites	\$ 25,000.00	1
Industrial		
Institutional		
Demolition	\$ 5,000.00	1
Other (Decks/Signs, etc.)		
Total	\$ 80,607.44	4

2025		
January		
New Residential-SF	\$ 2,100,000.00	6
Reno. Residential		
Multi-Family Residential	\$ -	
Commercial		
Commercial Renovation		
Accessory Buildings	\$ 7,500.00	1
Secondary Suites		
Industrial		
Institutional		
Demolition		
Other (Decks/Signs, etc.)	\$ 2,100.00	1
Total	\$ 2,109,600.00	8

February		
New Residential-SF		
Reno. Residential		
Multi-Family Residential		
Commercial		
Commercial Renovation	\$ 35,000.00	2
Accessory Buildings		
Secondary Suites		
Industrial		
Institutional		
Demolition		
Other (Decks/Signs, etc.)	\$ 43,000.00	1
Total	\$ 78,000.00	3

February		
New Residential-SF	\$ 881,000.00	3
Reno. Residential	\$ 39,900.00	1
Multi-Family Residential		
Commercial		
Commercial Renovation		
Accessory Buildings		
Secondary Suites		
Industrial		
Institutional	\$ 23,810,700.00	1
Demolition		
Other (Decks/Signs, etc.)	\$ 27,000.00	1
Total	\$ 24,758,600.00	6

February		
New Residential-SF	\$ 300,000.00	1
Reno. Residential	\$ 5,000.00	1
Multi-Family Residential	\$ 600,000.00	4
Commercial		
Commercial Renovation		
Accessory Buildings		
Secondary Suites	\$ 25,000.00	1
Industrial		
Institutional		
Demolition	\$ 55,000.00	2
Other (Decks/Signs, etc.)		
Total	\$ 985,000.00	9

February		
New Residential-SF	\$ 1,200,000.00	3
Reno. Residential	\$ 30,000.00	1
Multi-Family Residential		
Commercial		
Commercial Renovation	\$ 440,000.00	2
Accessory Buildings		
Secondary Suites		
Industrial		
Institutional		
Demolition	\$ 20,000.00	4
Other (Decks/Signs, etc.)	\$ 6,000.00	1
Total	\$ 1,696,000.00	11

March		
New Residential-SF	\$1,450,000.00	4
Reno. Residential	\$ 18,150.00	2
Multi-Family Residential		
Commercial		
Commercial Renovation	\$346,000.00	2
Accessory Buildings		
Secondary Suites		
Industrial		
Institutional		
Demolition	\$14,500.00	3
Other (Decks/Signs, etc.)		
Total	\$ 1,828,650.00	11

March		
New Residential-SF	\$ 1,900,000.00	5
Reno. Residential	\$ 30,000.00	1
Multi-Family Residential		
Commercial		
Commercial Renovation	\$ 1,000,000.00	1
Accessory Buildings	\$ 10,500.00	1
Secondary Suites		
Industrial		
Institutional		
Demolition		
Other (Decks/Signs, etc.)	\$ 115,817.70	2
Total	\$ 3,056,317.70	10

March		
New Residential-SF	\$ 1,780,000.00	5
Reno. Residential	\$ 30,000.00	1
Multi-Family Residential		
Commercial		
Commercial Renovation	\$ 4,700.00	2
Accessory Buildings	\$ 2,000.00	1
Secondary Suites		
Industrial		
Institutional		
Demolition	\$ 500.00	1
Other (Decks/Signs, etc.)		
Total	\$ 1,817,200.00	10

March		
New Residential-SF	\$ 1,700,000.00	5
Reno. Residential	\$ 37,754.90	2
Multi-Family Residential		
Commercial		
Commercial Renovation	26000	2
Accessory Buildings	\$ 1,200.00	1
Secondary Suites		
Industrial		
Institutional		
Demolition	\$ 120,000.00	6
Other (Decks/Signs, etc.)	\$ 19,200.00	1
Total	\$ 1,904,154.90	17

**Building Permit Statistical Comparison
2022 - 2025**

Report ending June 2025

2022		
April		
New Residential-SF	\$2,160,000.00	8
Reno. Residential	\$75,000.00	3
Multi-Family Residential		
Commercial	\$2,000,000.00	1
Commercial Renovation	\$1,900.00	1
Accessory Buildings		
Secondary Suites		
Industrial		
Institutional		
Demolition		
Other (Decks/Signs, etc.)	\$40,000.00	1
Total	\$ 4,276,900.00	14

2023		
April		
New Residential-SF	\$750,000.00	2
Reno. Residential	\$12,000.00	1
Multi-Family Residential		
Commercial		
Commercial Renovation	\$250,000.00	1
Accessory Buildings		
Secondary Suites		
Industrial		
Institutional	\$576,956.00	1
Demolition	\$8,000.00	1
Other (Decks/Signs, etc.)	\$750.00	1
Total	\$ 1,597,706.00	7

2024		
April		
New Residential-SF	\$ 794,000.00	3
Reno. Residential	\$ 500,000.00	2
Multi-Family Residential		
Commercial		
Commercial Renovation	\$ 350,000.00	1
Accessory Buildings	\$ 30,000.00	1
Secondary Suites		
Industrial		
Institutional		
Demolition		
Other (Decks/Signs, etc.)	\$ 100,380.50	4
Total	\$ 1,774,380.50	11

2025		
April		
New Residential-SF	\$ 300,000.00	1
Reno. Residential		
Multi-Family Residential		
Commercial		
Commercial Renovation	\$10,000.00	1
Accessory Buildings	\$10,000.00	1
Secondary Suites		
Industrial		
Institutional		
Demolition		
Other (Decks/Signs, etc.)	\$610.00	1
Total	\$ 320,610.00	4

May		
New Residential-SF	\$ 2,210,000.00	6
Reno. Residential		
Multi-Family Residential		
Commercial	\$ 40,000.00	1
Commercial Renovation		
Accessory Buildings	\$ 300.00	1
Secondary Suites		
Industrial		
Institutional		
Demolition	\$ 18,800.00	3
Other (Decks/Signs, etc.)	\$ 41,000.00	4
Total	\$ 2,310,100.00	15

May		
New Residential-SF	\$ 760,000.00	2
Reno. Residential	\$ 85,717.00	4
Multi-Family Residential		
Commercial		
Commercial Renovation	\$ 455,000.00	2
Accessory Buildings	\$ 218,500.00	5
Secondary Suites		
Industrial		
Institutional		
Demolition	\$ 178,500.00	7
Other (Decks/Signs, etc.)	\$ 13,000.00	3
Total	\$ 1,710,717.00	23

May		
New Residential-SF	\$ 1,400,000.00	4
Reno. Residential	\$ 169,139.50	3.00
Multi-Family Residential	\$ 15,000.00	1
Commercial		
Commercial Renovation		
Accessory Buildings	\$ 44,500.00	1
Secondary Suites		
Industrial		
Institutional		
Demolition	\$ 65,000.00	1
Other (Decks/Signs, etc.)	\$ 65,785.00	3
Total	\$ 1,759,424.50	13

May		
New Residential-SF		
Reno. Residential	\$64,996.00	3
Multi-Family Residential		
Commercial		
Commercial Renovation	\$270,000.00	2
Accessory Buildings	\$8,000.00	2
Secondary Suites		
Industrial		
Institutional		
Demolition		
Other (Decks/Signs, etc.)	\$48,200.00	4
Total	\$ 391,196.00	11

June		
New Residential-SF	\$ 2,240,000.00	7
Reno. Residential	\$ 15,400.00	3
Multi-Family Residential		
Commercial		
Commercial Renovation	\$ 300.00	1
Accessory Buildings		
Secondary Suites		
Industrial		
Institutional	\$ 900,000.00	1
Demolition	\$ 27,000.00	4
Other (Decks/Signs, etc.)	\$ 44,500.00	3
Total	\$ 3,227,200.00	19

June		
New Residential-SF	\$ 700,000.00	2
Reno. Residential	\$ 6,500.00	1
Multi-Family Residential		
Commercial		
Commercial Renovation	\$ 115,000.00	3
Accessory Buildings	\$ 40,000.00	1
Secondary Suites		
Industrial		
Institutional		
Demolition		
Other (Decks/Signs, etc.)	\$ 52,500.00	5
Total	\$ 914,000.00	12

June		
New Residential-SF		
Reno. Residential	\$ 15,000.00	1
Multi-Family Residential		
Commercial	-	1
Commercial Renovation	\$ -	1
Accessory Buildings	\$ 2,000.00	1
Secondary Suites		
Industrial		
Institutional		
Demolition	\$ 15,000.00	1
Other (Decks/Signs, etc.)	\$ 13,701.00	3
Total	\$ 45,701.00	8

June		
New Residential-SF	\$ 700,000.00	2
Reno. Residential	\$53,303.90	7
Multi-Family Residential		
Commercial		
Commercial Renovation	\$80,000.00	3
Accessory Buildings		
Secondary Suites		
Industrial		
Institutional		
Demolition	\$12,800.00	1
Other (Decks/Signs, etc.)	\$108,700.00	6
Total	\$ 954,803.90	19

**Building Permit Statistical Comparison
2022 - 2025**

Report ending June 2025

2022		
July		
New Residential-SF	\$ 342,000.00	2
Reno. Residential	\$ 66,020.00	3
Multi-Family Residential		
Commercial		
Commercial Renovation	\$ 1,243,510.00	2
Accessory Buildings	\$ 128,000.00	3
Secondary Suites	\$ 19,000.00	1
Industrial		
Institutional		
Demolition	\$ 21,812.50	3
Other (Decks/Signs, etc.)		
Total	\$ 1,820,342.50	14

2023		
July		
New Residential-SF	\$ 1,000,000.00	3
Reno. Residential	\$ 2,000.00	1
Multi-Family Residential		
Commercial		
Commercial Renovation		
Accessory Buildings	\$ 57,000.00	2
Secondary Suites	\$ 2,000.00	1
Industrial		
Institutional		
Demolition	\$ 6,000.00	1
Other (Decks/Signs, etc.)	\$ 21,000.00	1
Total	\$ 1,088,000.00	9

2024		
July		
New Residential-SF	\$ 400,000.00	1
Reno. Residential	\$ 47,000.00	4
Multi-Family Residential		
Commercial		
Commercial Renovation	\$ 1,000.00	2
Accessory Buildings	\$ 3,000.00	1
Secondary Suites		
Industrial		
Institutional	\$ -	1
Demolition	\$ 30,000.00	3
Other (Decks/Signs, etc.)	\$ 30,000.00	1
Total	\$ 511,000.00	13

2025		
July		
New Residential-SF		
Reno. Residential		
Multi-Family Residential		
Commercial		
Commercial Renovation		
Accessory Buildings		
Secondary Suites		
Industrial		
Institutional		
Demolition		
Other (Decks/Signs, etc.)		
Total	\$ -	0

August		
New Residential-SF	\$ 1,213,000.00	4
Reno. Residential	\$ 14,500.00	2
Multi-Family Residential		
Commercial	\$ 15,500,000.00	2
Commercial Renovation	\$ 3,500.00	2
Accessory Buildings	\$ 5,000.00	1
Secondary Suites		
Industrial		
Institutional		
Demolition		
Other (Decks/Signs, etc.)	\$ 84,151.38	4
Total	\$ 16,820,151.38	15

August		
New Residential-SF	\$ 1,000,000.00	3
Reno. Residential	\$ 643,232.75	7
Multi-Family Residential		
Commercial		
Commercial Renovation	\$ 627,283.75	4
Accessory Buildings	\$ 34,000.00	2
Secondary Suites		
Industrial		
Institutional		
Demolition	\$ 596,150.00	10
Other (Decks/Signs, etc.)	\$ -	1
Total	\$ 2,900,666.50	27

August		
New Residential-SF		
Reno. Residential	\$ 131,666.79	3
Multi-Family Residential		
Commercial		
Commercial Renovation	\$ 341,274.37	2
Accessory Buildings	\$ 20,000.00	1
Secondary Suites		
Industrial		
Institutional	\$ 515.00	1
Demolition		
Other (Decks/Signs, etc.)	\$ 72,736.00	3
Total	\$ 566,192.16	10

August		
New Residential-SF		
Reno. Residential		
Multi-Family Residential		
Commercial		
Commercial Renovation		
Accessory Buildings		
Secondary Suites		
Industrial		
Institutional		
Demolition		
Other (Decks/Signs, etc.)		
Total	\$ -	0

September		
New Residential-SF	\$ 3,199,000.00	14
Reno. Residential		
Multi-Family Residential		
Commercial		
Commercial Renovation	\$ 280,000.00	3
Accessory Buildings	\$ 6,295.00	2
Secondary Suites		
Industrial		
Institutional		
Demolition	\$ 1,000.00	1
Other (Decks/Signs, etc.)	\$ 73,780.00	7
Total	\$ 3,560,075.00	27

September		
New Residential-SF	\$ 1,400,000.00	2
Reno. Residential		
Multi-Family Residential		
Commercial		
Commercial Renovation	\$ 32,500.00	2
Accessory Buildings	\$ 57,500.00	2
Secondary Suites		
Industrial		
Institutional	\$ 20,000.00	1
Demolition	\$ 20,000.00	1
Other (Decks/Signs, etc.)	\$ 15,500.00	1
Total	\$ 1,545,500.00	9

September		
New Residential-SF	\$ 3,324,820.71	8
Reno. Residential	\$ 185,739.00	4
Multi-Family Residential		
Commercial		
Commercial Renovation	\$ 4,000.00	1
Accessory Buildings		
Secondary Suites		
Industrial		
Institutional		
Demolition	-	1
Other (Decks/Signs, etc.)	\$ 6,500.00	2
Total	\$ 3,521,059.71	16

September		
New Residential-SF		
Reno. Residential		
Multi-Family Residential		
Commercial		
Commercial Renovation		
Accessory Buildings		
Secondary Suites		
Industrial		
Institutional		
Demolition		
Other (Decks/Signs, etc.)		
Total	\$ -	0

**Building Permit Statistical Comparison
2022 - 2025**

Report ending June 2025

2022

October		
New Residential-SF	\$ 2,575,000.00	7
Reno. Residential	\$ 15,600.00	1
Multi-Family Residential		
Commercial		
Commercial Renovation	\$ 655.00	1
Accessory Buildings	\$ 275,000.00	4
Secondary Suites		
Industrial		
Institutional		
Demolition	\$ 19,246.50	1
Other (Decks/Signs, etc.)	\$ 33,000.00	2
Total	\$ 2,918,501.50	16

November		
New Residential-SF	\$ 2,583,500.00	13
Reno. Residential		
Multi-Family Residential		
Commercial		
Commercial Renovation		
Accessory Buildings		
Secondary Suites		
Industrial		
Institutional	\$ 300,000.00	1
Demolition		
Other (Decks/Signs, etc.)	\$ 12,550.00	1
Total	\$ 2,896,050.00	15

December		
New Residential-SF	\$ 1,088,000.00	2
Reno. Residential	\$ 35,700.00	1
Multi-Family Residential		
Commercial		
Commercial Renovation	\$ 275,000.00	2
Accessory Buildings		
Secondary Suites		
Industrial		
Institutional	\$ 576,956.00	1
Demolition		
Other (Decks/Signs, etc.)	\$ 18,900.00	3
Total	\$ 1,994,556.00	9

2022 Total \$ 42,119,366.08 163

2023

October		
New Residential-SF	\$ 3,497,000.00	10
Reno. Residential	\$ 32,200.00	3
Multi-Family Residential		
Commercial		
Commercial Renovation	\$ 136,500.00	3
Accessory Buildings	\$ 18,929.30	1
Secondary Suites		
Industrial		
Institutional		
Demolition	\$ 15,600.00	2
Other (Decks/Signs, etc.)		
Total	\$ 3,700,229.30	19

November		
New Residential-SF	\$ 574,000.00	2
Reno. Residential	\$ 19,500.00	4
Multi-Family Residential		
Commercial		
Commercial Renovation		
Accessory Buildings		
Secondary Suites	\$ 75,000.00	1
Industrial		
Institutional		
Demolition	\$ 31,650.00	3
Other (Decks/Signs, etc.)	\$ 12,000.00	1
Total	\$ 712,150.00	11

December		
New Residential-SF		
Reno. Residential	\$ 144,000.00	2
Multi-Family Residential		
Commercial		
Commercial Renovation		
Accessory Buildings		
Secondary Suites		
Industrial		
Institutional	-	1
Demolition		
Other (Decks/Signs, etc.)		
Total	\$ 144,000.00	3

2023 Total \$ 42,278,386.50 146

2024

October		
New Residential-SF	\$ 920,000.00	4
Reno. Residential	\$ 12,200.00	1
Multi-Family Residential		
Commercial		
Commercial Renovation	\$ 64,000.00	3
Accessory Buildings	\$ 6,400.00	1
Secondary Suites		
Industrial		
Institutional		
Demolition		
Other (Decks/Signs, etc.)	\$ 13,500.00	2
Total	\$ 1,016,100.00	11

November		
New Residential-SF	\$ 1,750,000.00	4
Reno. Residential	\$ 338,160.88	5
Multi-Family Residential		
Commercial		
Commercial Renovation	\$ 3,000.00	2
Accessory Buildings		
Secondary Suites	\$ 30,000.00	1
Industrial		
Institutional		
Demolition	-	1
Other (Decks/Signs, etc.)	\$ 21,000.00	2
Total	\$ 2,142,160.88	15

December		
New Residential-SF	\$ 809,000.00	2
Reno. Residential		
Multi-Family Residential		
Commercial		
Commercial Renovation	\$ 88,184.00	2
Accessory Buildings		
Secondary Suites	\$ 5,000.00	1
Industrial	-	1
Institutional		
Demolition	\$ 50,000.00	1
Other (Decks/Signs, etc.)		
Total	\$ 952,184.00	7

2024 Total \$ 15,171,010.19 127

2025

October		
New Residential-SF		
Reno. Residential		
Multi-Family Residential		
Commercial		
Commercial Renovation		
Accessory Buildings		
Secondary Suites		
Industrial		
Institutional		
Demolition		
Other (Decks/Signs, etc.)		
Total	\$ -	0

November		
New Residential-SF		
Reno. Residential		
Multi-Family Residential		
Commercial		
Commercial Renovation		
Accessory Buildings		
Secondary Suites		
Industrial		
Institutional		
Demolition		
Other (Decks/Signs, etc.)		
Total	\$ -	0

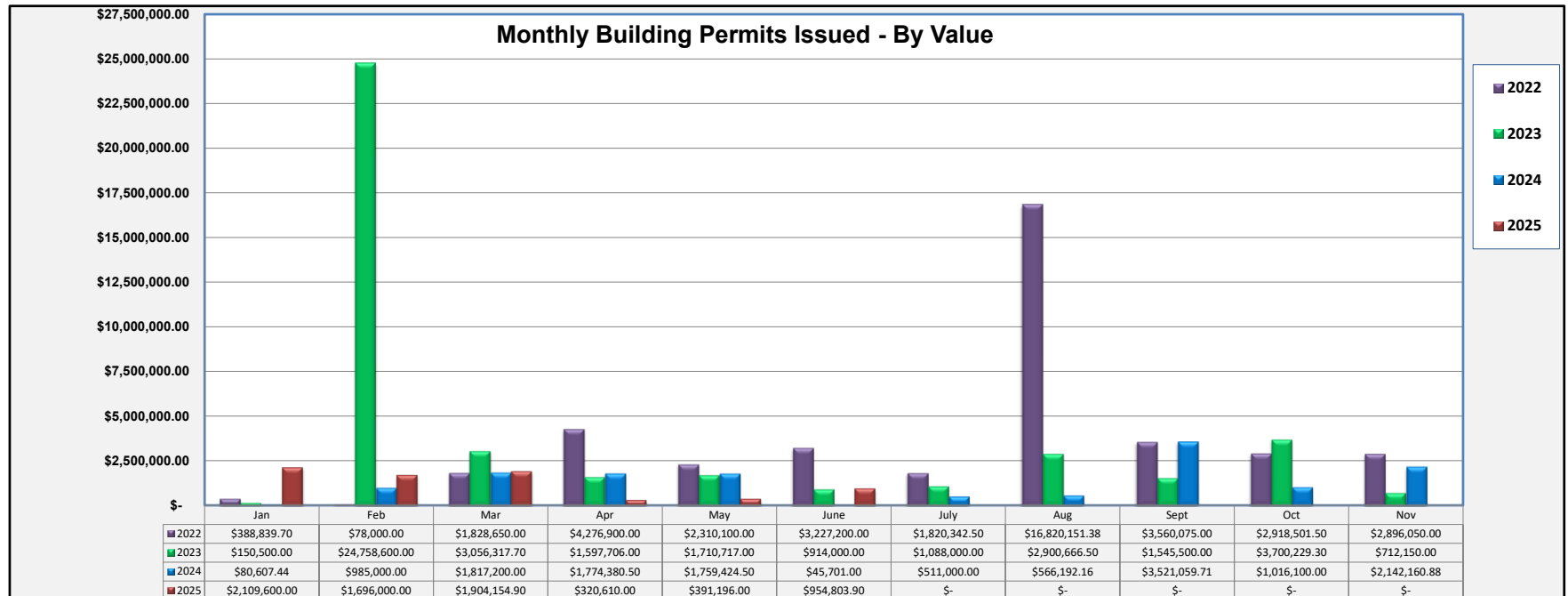
December		
New Residential-SF		
Reno. Residential		
Multi-Family Residential		
Commercial		
Commercial Renovation		
Accessory Buildings		
Secondary Suites		
Industrial		
Institutional		
Demolition		
Other (Decks/Signs, etc.)		
Total	\$ -	0

2025 Total \$ 7,376,364.80 70

**Building Permit Statistical Comparison
2022 - 2025**

Report ending June 2025

Data Summary - Building Permits by Value of Permits Issued				
	2022	2023	2024	2025
Jan	\$ 388,839.70	\$ 150,500.00	\$ 80,607.44	\$ 2,109,600.00
Feb	\$ 78,000.00	\$ 24,758,600.00	\$ 985,000.00	\$ 1,696,000.00
Mar	\$ 1,828,650.00	\$ 3,056,317.70	\$ 1,817,200.00	\$ 1,904,154.90
Apr	\$ 4,276,900.00	\$ 1,597,706.00	\$ 1,774,380.50	\$ 320,610.00
May	\$ 2,310,100.00	\$ 1,710,717.00	\$ 1,759,424.50	\$ 391,196.00
June	\$ 3,227,200.00	\$ 914,000.00	\$ 45,701.00	\$ 954,803.90
July	\$ 1,820,342.50	\$ 1,088,000.00	\$ 511,000.00	\$ -
Aug	\$ 16,820,151.38	\$ 2,900,666.50	\$ 566,192.16	\$ -
Sept	\$ 3,560,075.00	\$ 1,545,500.00	\$ 3,521,059.71	\$ -
Oct	\$ 2,918,501.50	\$ 3,700,229.30	\$ 1,016,100.00	\$ -
Nov	\$ 2,896,050.00	\$ 712,150.00	\$ 2,142,160.88	\$ -
Dec	\$ 1,994,556.00	\$ 144,000.00	\$ 952,184.00	\$ -
Total	\$ 42,119,366.08	\$ 42,278,386.50	\$ 15,171,010.19	\$ 7,376,364.80

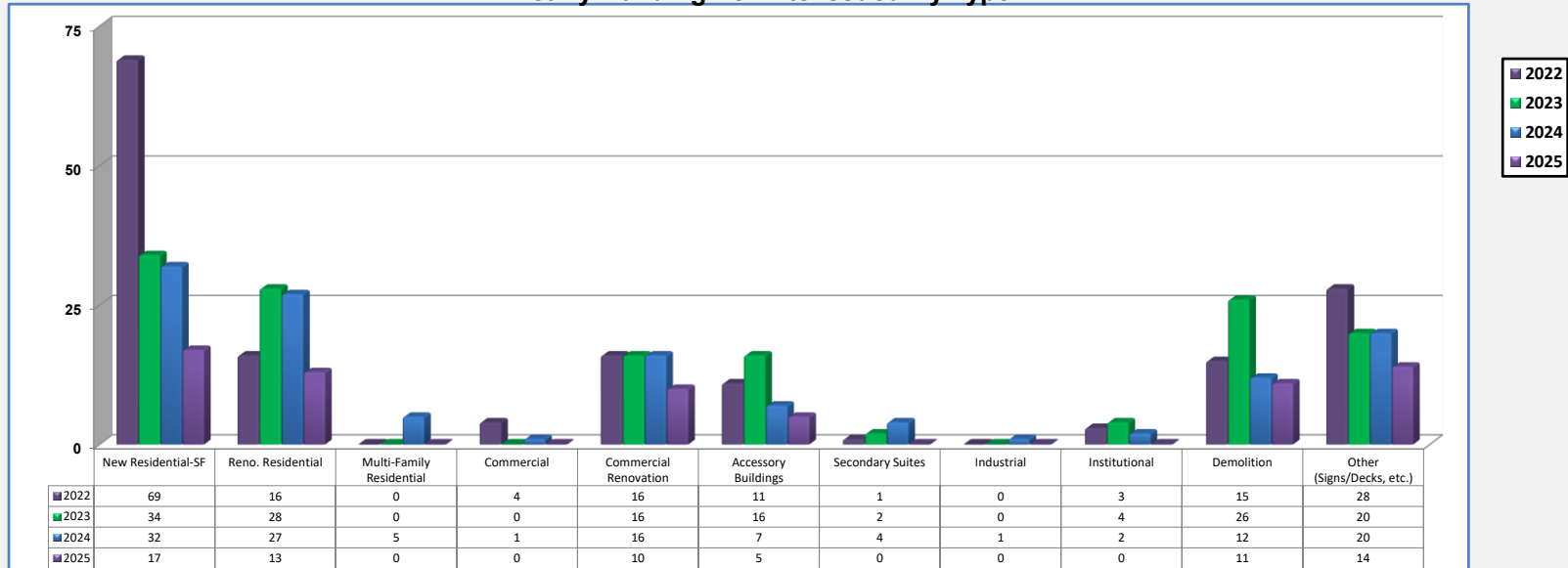


Building Permit Statistical Comparison
2022 - 2025

Report ending June 2025

Data Summary - Building Permits by Type of Permit Issued				
PERMIT TYPE	2022	2023	2024	2025
New Residential-SF	69	34	32	17
Reno. Residential	16	28	27	13
Multi-Family Residential	0	0	5	0
Commercial	4	0	1	0
Commercial Renovation	16	16	16	10
Accessory Buildings	11	16	7	5
Secondary Suites	1	2	4	0
Industrial	0	0	1	0
Institutional	3	4	2	0
Demolition	15	26	12	11
Other (Signs/Decks, etc.)	28	20	20	14
Total	163	146	127	70

Yearly Building Permits Issued By Type



**Development Permit Stats Comparison
2022 - 2025**

Report ending June 2025

2022			2023			2024			2025		
January			January			January			January		
New Residential-SF	\$ 200.00	2	New Residential-SF			New Residential-SF	\$ 200.00	1	New Residential-SF	\$ 1,395.00	9
Reno. Residential			Reno. Residential			Reno. Residential			Reno. Residential		
Multi-Family Residential			Multi-Family Residential			Multi-Family Residential			Multi-Family Residential		
Commercial			Commercial			Commercial			Commercial		
Commercial Renovation			Commercial Renovation	\$ 200.00	2	Commercial Renovation	\$300.00	3	Commercial Renovation	\$105.00	1
Accessory Buildings			Accessory Buildings			Accessory Buildings			Accessory Buildings	\$55.00	1
Secondary Suites			Secondary Suites			Secondary Suites	\$200.00	1	Secondary Suites		
Industrial			Industrial			Industrial			Industrial		
Institutional			Institutional	\$ -	1	Institutional			Institutional		
Demolition			Demolition			Demolition			Demolition		
Other (Decks/Signs, etc.)	\$ 350.00	7	Other (Decks/Signs, etc.)	\$ 75.00	1	Other (Decks/Signs, etc.)	\$500.00	9	Other (Decks/Signs, etc.)	\$335.00	5
Total	\$ 550.00	9	Total	\$ 275.00	4	Total	\$ 1,200.00	14	Total	\$ 1,890.00	16
February			February			February			February		
New Residential-SF			New Residential-SF	\$ 750.00	5	New Residential-SF	\$ 150.00	1	New Residential-SF		
Reno. Residential	\$150.00	1	Reno. Residential			Reno. Residential			Reno. Residential		
Multi-Family Residential			Multi-Family Residential			Multi-Family Residential			Multi-Family Residential		
Commercial			Commercial			Commercial			Commercial		
Commercial Renovation	\$450.00	4	Commercial Renovation	\$550.00	4	Commercial Renovation	\$100.00	1	Commercial Renovation		
Accessory Buildings			Accessory Buildings			Accessory Buildings			Accessory Buildings		
Secondary Suites	\$150.00	1	Secondary Suites			Secondary Suites			Secondary Suites		
Industrial			Industrial			Industrial			Industrial		
Institutional			Institutional			Institutional			Institutional		
Demolition			Demolition			Demolition			Demolition		
Other (Decks/Signs, etc.)	\$450.00	6	Other (Decks/Signs, etc.)	\$275.00	4	Other (Decks/Signs, etc.)	\$500.00	7	Other (Decks/Signs, etc.)	\$275.00	5
Total	\$1,200.00	12	Total	\$1,575.00	13	Total	\$750.00	9	Total	\$275.00	5
March			March			March			March		
New Residential-SF	\$ 400.00	4	New Residential-SF	\$ 300.00	2	New Residential-SF	\$ 750.00	5	New Residential-SF	\$ 930.00	6
Reno. Residential	\$ 150.00	1	Reno. Residential			Reno. Residential			Reno. Residential		
Multi-Family Residential			Multi-Family Residential			Multi-Family Residential	\$150.00	1	Multi-Family Residential		
Commercial	\$ 350.00	1	Commercial			Commercial			Commercial	\$ 230.00	1
Commercial Renovation	\$ 450.00	4	Commercial Renovation	\$ 300.00	3	Commercial Renovation	\$100.00	1	Commercial Renovation	\$ 100.00	1
Accessory Buildings	\$ 250.00	2	Accessory Buildings	\$ 250.00	2	Accessory Buildings	\$50.00	1	Accessory Buildings	\$ 105.00	1
Secondary Suites			Secondary Suites			Secondary Suites			Secondary Suites		
Industrial			Industrial			Industrial			Industrial		
Institutional			Institutional			Institutional			Institutional		
Demolition			Demolition			Demolition			Demolition		
Other (Decks/Signs, etc.)	\$ 400.00	7	Other (Decks/Signs, etc.)	\$ 750.00	9	Other (Decks/Signs, etc.)	\$675.00	7	Other (Decks/Signs, etc.)	\$ 350.00	5
Total	\$2,000.00	19	Total	\$1,600.00	16	Total	\$1,725.00	15	Total	\$1,715.00	14

**Development Permit Stats Comparison
2022 - 2025**

Report ending June 2025

2022			2023			2024			2025		
April			April			April			April		
New Residential-SF	\$900.00	9	New Residential-SF	\$350.00	2	New Residential-SF	\$ 150.00	1	New Residential-SF	\$210.00	1
Reno. Residential			Reno. Residential			Reno. Residential			Reno. Residential		
Multi-Family Residential			Multi-Family Residential			Multi-Family Residential			Multi-Family Residential		
Commercial			Commercial			Commercial			Commercial		
Commercial Renovation	\$750.00	5	Commercial Renovation	\$100.00	1	Commercial Renovation	\$100.00	1	Commercial Renovation	\$105.00	1
Accessory Buildings	\$250.00	2	Accessory Buildings	\$100.00	1	Accessory Buildings	\$300.00	2	Accessory Buildings	\$370.00	3
Secondary Suites			Secondary Suites			Secondary Suites			Secondary Suites		
Industrial			Industrial			Industrial			Industrial		
Institutional			Institutional	\$0.00	1	Institutional			Institutional		
Demolition			Demolition			Demolition			Demolition		
Other (Decks/Signs, etc.)	\$1,100.00	12	Other (Decks/Signs, etc.)	\$600.00	8	Other (Decks/Signs, etc.)	\$275.00	5	Other (Decks/Signs, etc.)	\$485.00	7
Total	\$3,000.00	28	Total	\$1,150.00	13	Total	\$825.00	9	Total	\$1,170.00	12
May			May			May			May		
New Residential-SF	\$ 500.00	5	New Residential-SF	\$ 750.00	5	New Residential-SF			New Residential-SF		
Reno. Residential			Reno. Residential	\$100.00	1	Reno. Residential	\$200.00	1	Reno. Residential	\$160.00	1
Multi-Family Residential	\$ 100.00	1	Multi-Family Residential			Multi-Family Residential			Multi-Family Residential		
Commercial			Commercial			Commercial			Commercial		
Commercial Renovation	\$ 100.00	1	Commercial Renovation	\$500.00	4	Commercial Renovation	\$400.00	4	Commercial Renovation	\$210.00	2
Accessory Buildings	\$ 100.00	1	Accessory Buildings	\$200.00	2	Accessory Buildings	\$100.00	1	Accessory Buildings	\$315.00	2
Secondary Suites			Secondary Suites			Secondary Suites			Secondary Suites		
Industrial			Industrial			Industrial			Industrial		
Institutional			Institutional			Institutional			Institutional		
Demolition			Demolition			Demolition			Demolition		
Other (Decks/Signs, etc.)	\$ 650.00	7	Other (Decks/Signs, etc.)	\$1,000.00	11	Other (Decks/Signs, etc.)	\$2,900.00	13	Other (Decks/Signs, etc.)	\$715.00	13
Total	\$1,450.00	15	Total	\$2,550.00	23	Total	\$3,600.00	19	Total	\$1,400.00	18
June			June			June			June		
New Residential-SF	\$ 500.00	5	New Residential-SF	\$ 750.00	5	New Residential-SF	\$ 150.00	1	New Residential-SF	\$310.00	2
Reno. Residential	\$ 250.00	2	Reno. Residential			Reno. Residential			Reno. Residential	\$265.00	2
Multi-Family Residential			Multi-Family Residential			Multi-Family Residential			Multi-Family Residential		
Commercial			Commercial			Commercial			Commercial		
Commercial Renovation	\$ 100.00	1	Commercial Renovation	\$250.00	2	Commercial Renovation	\$200.00	3	Commercial Renovation	\$370.00	2
Accessory Buildings	\$ 300.00	2	Accessory Buildings	\$200.00	2	Accessory Buildings	\$200.00	2	Accessory Buildings		
Secondary Suites	\$ 150.00	1	Secondary Suites	\$200.00	1	Secondary Suites			Secondary Suites		
Industrial			Industrial			Industrial			Industrial		
Institutional			Institutional			Institutional			Institutional	\$105.00	1
Demolition			Demolition			Demolition			Demolition		
Other (Decks/Signs, etc.)	\$ 300.00	3	Other (Decks/Signs, etc.)	\$1,100.00	8	Other (Decks/Signs, etc.)	\$475.00	9	Other (Decks/Signs, etc.)	\$505.00	6
Total	\$ 1,600.00	14	Total	\$ 2,500.00	18	Total	\$ 1,025.00	15	Total	\$ 1,555.00	13

**Development Permit Stats Comparison
2022 - 2025**

Report ending June 2025

2022			2023			2024			2025		
July			July			July			July		
New Residential-SF	\$ 700.00	7	New Residential-SF			New Residential-SF			New Residential-SF		
Reno. Residential	\$ 250.00	2	Reno. Residential			Reno. Residential	\$450.00	3	Reno. Residential		
Multi-Family Residential			Multi-Family Residential			Multi-Family Residential			Multi-Family Residential		
Commercial	\$ 250.00	2	Commercial			Commercial			Commercial		
Commercial Renovation	\$ 350.00	3	Commercial Renovation	\$200.00	2	Commercial Renovation	\$275.00	2	Commercial Renovation		
Accessory Buildings	\$ 250.00	3	Accessory Buildings	\$250.00	2	Accessory Buildings	\$300.00	2	Accessory Buildings		
Secondary Suites			Secondary Suites	\$200.00	1	Secondary Suites			Secondary Suites		
Industrial			Industrial			Industrial			Industrial		
Institutional			Institutional			Institutional			Institutional		
Demolition			Demolition			Demolition			Demolition		
Other (Decks/Signs, etc.)	\$ 250.00	4	Other (Decks/Signs, etc.)	\$700.00	8	Other (Decks/Signs, etc.)	\$475.00	5	Other (Decks/Signs, etc.)		
Total	\$ 2,050.00	21	Total	\$ 1,350.00	13	Total	\$ 1,500.00	12	Total	\$ -	0
August			August			August			August		
New Residential-SF	\$ 1,400.00	14	New Residential-SF	\$ 200.00	1	New Residential-SF	\$ 450.00	3	New Residential-SF		
Reno. Residential			Reno. Residential			Reno. Residential			Reno. Residential		
Multi-Family Residential			Multi-Family Residential			Multi-Family Residential			Multi-Family Residential		
Commercial			Commercial			Commercial			Commercial		
Commercial Renovation	\$ 400.00	4	Commercial Renovation	\$400.00	3	Commercial Renovation	\$100.00	1	Commercial Renovation		
Accessory Buildings	\$ 100.00	1	Accessory Buildings	\$150.00	2	Accessory Buildings	\$50.00	1	Accessory Buildings		
Secondary Suites			Secondary Suites			Secondary Suites			Secondary Suites		
Industrial			Industrial			Industrial			Industrial		
Institutional			Institutional			Institutional			Institutional		
Demolition			Demolition			Demolition			Demolition		
Other (Decks/Signs, etc.)	\$ 500.00	6	Other (Decks/Signs, etc.)	\$350.00	5	Other (Decks/Signs, etc.)	\$600.00	6	Other (Decks/Signs, etc.)		
Total	\$2,400.00	25	Total	\$1,100.00	11	Total	\$1,200.00	11	Total	\$0.00	0
September			September			September			September		
New Residential-SF	\$ 800.00	8	New Residential-SF	\$ 1,100.00	7	New Residential-SF	\$ 650.00	4	New Residential-SF		
Reno. Residential			Reno. Residential	\$200.00	1	Reno. Residential			Reno. Residential		
Multi-Family Residential			Multi-Family Residential			Multi-Family Residential			Multi-Family Residential		
Commercial			Commercial			Commercial			Commercial		
Commercial Renovation			Commercial Renovation	\$200.00	2	Commercial Renovation	\$575.00	6	Commercial Renovation		
Accessory Buildings	\$ 500.00	6	Accessory Buildings	\$250.00	3	Accessory Buildings	\$100.00	1	Accessory Buildings		
Secondary Suites			Secondary Suites			Secondary Suites	\$400.00	2	Secondary Suites		
Industrial			Industrial			Industrial			Industrial		
Institutional			Institutional	\$250.00	1	Institutional			Institutional		
Demolition			Demolition			Demolition			Demolition		
Other (Decks/Signs, etc.)	\$ 250.00	3	Other (Decks/Signs, etc.)	\$600.00	6	Other (Decks/Signs, etc.)	\$250.00	4	Other (Decks/Signs, etc.)		
Total	\$ 1,550.00	17	Total	\$ 2,600.00	20	Total	\$ 1,975.00	17	Total	\$ -	0

**Development Permit Stats Comparison
2022 - 2025**

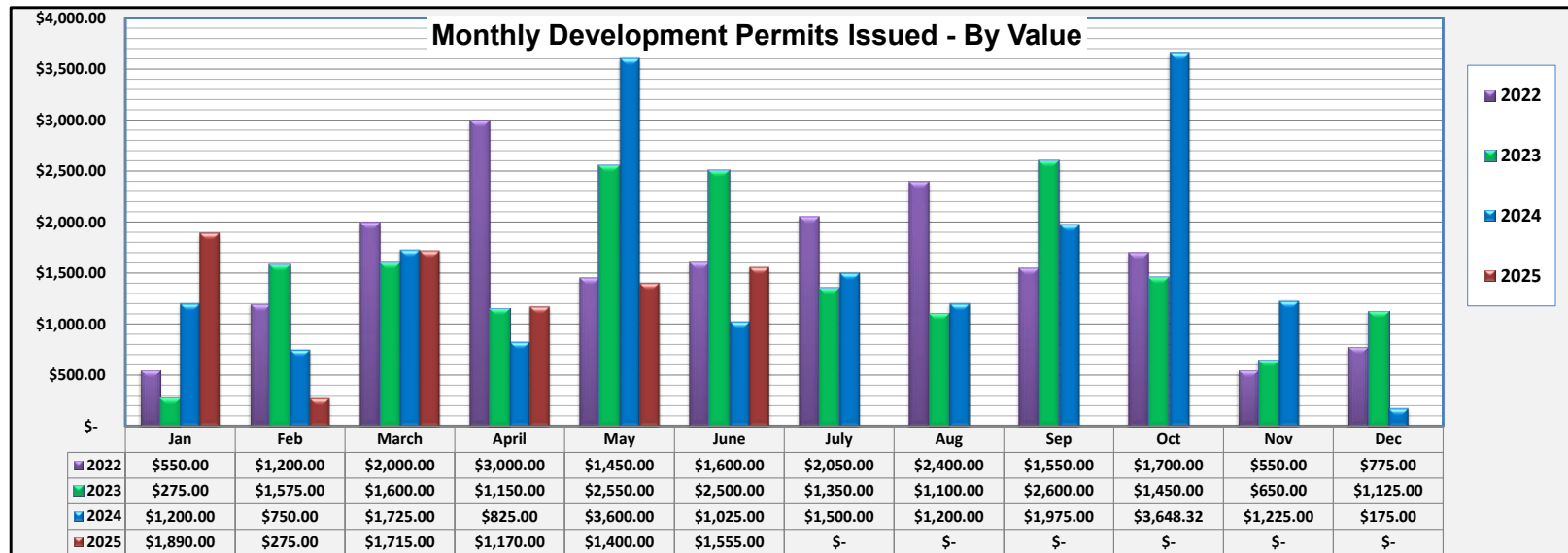
Report ending June 2025

2022			2023			2024			2025		
October			October			October			October		
New Residential-SF	\$ 1,200.00	12	New Residential-SF	\$ 750.00	5	New Residential-SF	\$ 2,798.32	4	New Residential-SF		
Reno. Residential			Reno. Residential			Reno. Residential			Reno. Residential		
Multi-Family Residential			Multi-Family Residential			Multi-Family Residential			Multi-Family Residential		
Commercial			Commercial			Commercial	\$100.00	1	Commercial		
Commercial Renovation	\$ 100.00	1	Commercial Renovation	\$200.00	2	Commercial Renovation	\$250.00	3	Commercial Renovation		
Accessory Buildings			Accessory Buildings			Accessory Buildings	\$50.00	1	Accessory Buildings		
Secondary Suites			Secondary Suites	\$200.00	1	Secondary Suites	\$400.00	2	Secondary Suites		
Industrial			Industrial			Industrial			Industrial		
Institutional			Institutional			Institutional			Institutional		
Demolition			Demolition			Demolition			Demolition		
Other (Decks/Signs, etc.)	\$ 400.00	6	Other (Decks/Signs, etc.)	\$300.00	6	Other (Decks/Signs, etc.)	\$50.00	1	Other (Decks/Signs, etc.)		
Total	\$ 1,700.00	19	Total	\$ 1,450.00	14	Total	\$ 3,648.32	12	Total	\$ -	0
November			November			November			November		
New Residential-SF	\$ 400.00	4	New Residential-SF		0	New Residential-SF	\$ 650.00	4	New Residential-SF		
Reno. Residential			Reno. Residential		0	Reno. Residential			Reno. Residential		
Multi-Family Residential			Multi-Family Residential		0	Multi-Family Residential			Multi-Family Residential		
Commercial			Commercial		0	Commercial			Commercial		
Commercial Renovation			Commercial Renovation	\$200.00	2	Commercial Renovation	\$75.00	1	Commercial Renovation		
Accessory Buildings			Accessory Buildings		0	Accessory Buildings			Accessory Buildings		
Secondary Suites			Secondary Suites		0	Secondary Suites			Secondary Suites		
Industrial			Industrial		0	Industrial			Industrial		
Institutional			Institutional		0	Institutional			Institutional		
Demolition			Demolition		0	Demolition			Demolition		
Other (Decks/Signs, etc.)	\$ 150.00	2	Other (Decks/Signs, etc.)	\$450.00	8	Other (Decks/Signs, etc.)	\$500.00	7	Other (Decks/Signs, etc.)		
Total	\$ 550.00	6	Total	\$ 650.00	10	Total	\$ 1,225.00	12	Total	\$ -	0
December			December			December			December		
New Residential-SF	\$100.00	1	New Residential-SF	\$ 600.00	4	New Residential-SF			New Residential-SF		
Reno. Residential			Reno. Residential			Reno. Residential			Reno. Residential		
Multi-Family Residential			Multi-Family Residential			Multi-Family Residential			Multi-Family Residential		
Commercial	\$0.00	1	Commercial			Commercial			Commercial		
Commercial Renovation	\$100.00	1	Commercial Renovation			Commercial Renovation	\$75.00	1	Commercial Renovation		
Accessory Buildings			Accessory Buildings			Accessory Buildings			Accessory Buildings		
Secondary Suites			Secondary Suites			Secondary Suites			Secondary Suites		
Industrial			Industrial			Industrial			Industrial		
Institutional			Institutional			Institutional			Institutional		
Demolition			Demolition			Demolition			Demolition		
Other (Decks/Signs, etc.)	\$575.00	8	Other (Decks/Signs, etc.)	\$525.00	6	Other (Decks/Signs, etc.)	\$100.00	2	Other (Decks/Signs, etc.)		
Total	\$775.00	11	Total	\$1,125.00	10	Total	\$175.00	3	Total	\$0.00	0
2022 Total	\$18,825.00	196	2023 Total	\$17,925.00	165	2024 Total	\$18,848.32	148	2025 Total	\$8,005.00	78

Development Permit Stats Comparison
2022 - 2025

Report ending June 2025

Data Summary - Monthly Development Permits by Value				
	2022	2023	2024	2025
Jan	\$ 550.00	\$ 275.00	\$ 1,200.00	\$ 1,890.00
Feb	\$ 1,200.00	\$ 1,575.00	\$ 750.00	\$ 275.00
March	\$ 2,000.00	\$ 1,600.00	\$ 1,725.00	\$ 1,715.00
April	\$ 3,000.00	\$ 1,150.00	\$ 825.00	\$ 1,170.00
May	\$ 1,450.00	\$ 2,550.00	\$ 3,600.00	\$ 1,400.00
June	\$ 1,600.00	\$ 2,500.00	\$ 1,025.00	\$ 1,555.00
July	\$ 2,050.00	\$ 1,350.00	\$ 1,500.00	-
Aug	\$ 2,400.00	\$ 1,100.00	\$ 1,200.00	-
Sep	\$ 1,550.00	\$ 2,600.00	\$ 1,975.00	-
Oct	\$ 1,700.00	\$ 1,450.00	\$ 3,648.32	-
Nov	\$ 550.00	\$ 650.00	\$ 1,225.00	-
Dec	\$ 775.00	\$ 1,125.00	\$ 175.00	-
Total	\$ 18,825.00	\$ 17,925.00	\$ 18,848.32	\$ 8,005.00



Development Permit Stats Comparison
2022 - 2025

Report ending June 2025

Data Summary - Yearly Development Permit Type by Count as of Report Date				
	2022	2023	2024	2025
New Residential-SF	71	36	24	18
Reno. Residential	6	2	4	3
Multi-Family Residential	1	0	1	0
Commercial	4	0	1	1
Commercial Renovation	24	27	27	7
Accessory Buildings	17	14	11	7
Secondary Suites	2	3	5	0
Industrial	0	0	0	0
Institutional	0	3	0	1
Demolition	0	0	0	0
Other (Signs/Decks, etc.)	71	80	75	41
Total	196	165	148	78

